

2016-17 IUPUI JAGUARS BASKETBALL



SCHEDULE/RESULTS (9-14, 3-6 SUMMIT)

Date	Opponent	Result/Time
Nov. 4	#St. Joseph's College	W, 87-74
Nov. 11	at Eastern Kentucky	L, 87-97
Nov. 13	^at Michigan	L, 65-77
Nov. 18	^Howard	W, 77-55
Nov. 19	^Eastern Michigan	W, 83-71
Nov. 22	^at Marquette	L, 79-104
Nov. 26	at SIUE	L, 58-61
Nov. 30	at Illinois State	L, 63-77
Dec. 3	at Ball State	W, 73-62
Dec. 6	at Illinois	L, 77-85
Dec. 10	at Miami (Ohio)	L, 68-71
Dec. 12	Urbana	W, 109-67
Dec. 17	at Southern Utah	W, 101-81
Dec. 20	at Northwestern	L, 65-87
Dec. 28	Marian	W, 81-60
Dec. 31	*Western Illinois	W, 89-71
Jan. 5	*at North Dakota State	L, 89-93
Jan. 7	*at South Dakota	L, 74-85
Jan. 11	*Omaha	L, 71-79
Jan. 14	*at Oral Roberts	W, 91-85
Jan. 18	*South Dakota State	W, 85-83 (ot)
Jan. 21	*Denver	L, 74-78
Jan. 25	*at Fort Wayne	L, 73-103
Jan. 28	*at Western Illinois	L, 69-78
Feb. 1	*North Dakota State	7:00 pm
Feb. 8	*at Omaha	8:00 pm
Feb. 11	*Oral Roberts	7:00 pm
Feb. 15	*at South Dakota State	8:00 pm
Feb. 19	*at Denver	3:00 pm
Feb. 23	*Fort Wayne	7:00 pm
Feb. 25	*South Dakota	7:00 pm
Mar. 4-5	Summit League Quarters	tba
Mar. 6	Summit League Semis	tba
Mar. 7	Summit League Finals	tba

denotes exhibition
^ part of 2K Classic (campus sites)
* denotes Summit League games
& denotes Summit League Tournament games

MEDIA COVERAGE

TV: ESPN3

Greg Rakestraw (pxp); Bob Lovell (analyst)

Video Stream: ESPN3

Radio: 97.5 FM Fox Sports; iHeartRadio

Morgan Adcock (pxp)

Live Stats: IUPUIJags.com

Twitter: @IUPUIJaguars / @IUPUIMensBball

MBB CONTACT

Ed Holdaway - IUPUI Assistant AD

Email: eholdawa@iupui.edu

Twitter: @EdHoldaway

Cell: 317-908-2645

'03 NCAA TOURNAMENT, 2010 CBI

NORTH DAKOTA ST. (15-6, 7-1) AT

IUPUI (9-14, 3-6)

Wednesday, Feb. 1, 2017 - 7:00 p.m. - Indianapolis, Ind. / Indiana Farmers Coliseum (6,800)

ABOUT THE SERIES



All-Time Record: NDSU leads 12-8

Last Meeting: Jan. 5, 2017 - North Dakota State 93, IUPUI 89 (Fargo, N.D.)

Streak: NDSU has won 3

Gardner vs. Foe: 1-5

THE JAGUARS



PROBABLE STARTERS (based on last game)

No.	Name	Yr.	Pos.	Ht.	Hometown	PPG	RPG	APG	FG%	3FG%	FT%
0	Dorell Combs	Sr.	G	6-2	Chicago, Ill.	16.7	2.3	2.8	.406	.333	.785
5	Kellon Thomas	Sr.	G	5-11	Indianapolis, Ind.	9.0	2.1	2.9	.333	.338	.917
15	Matt O'Leary	Sr.	F	6-8	Terre Haute, Ind.	13.6	6.3	2.4	.521	.449	.729
22	D.J. McCall	So.	G	6-6	Fort Wayne, Ind.	5.3	5.3	1.4	.443	.294	.571
24	Evan Hall	So.	F	6-7	Hindman, Ky.	7.7	5.5	0.6	.585	---	.407

OFF THE BENCH

1	T.J. Henderson	So.	G	6-0	Indianapolis, Ind.	5.5	1.5	1.7	.444	.412	.758
11	Josh James	Sr.	F/C	6-9	Cedar Lake, Ind.	1.8	2.3	0.0	.455	---	.786
12	Chad Hudson	Fr.	G	5-11	Jeffersonville, Ind.	0.4	0.4	0.3	.250	.333	.000
20	Grant Sinn	So.	G	6-2	Spencerville, Ind.	0.5	0.2	0.0	.167	.167	---
25	Ron Patterson	Jr.	G	6-2	Indianapolis, Ind.	9.9	2.4	1.9	.466	.429	.636
33	Giovanni Fraser	Fr.	F	6-8	Coral Springs, Fla.	1.3	1.0	0.0	.429	---	.429
35	Noah Thomas	R-Fr.	F/C	6-9	Whitestown, Ind.	0.8	0.7	0.0	.200	.000	.750
45	Aaron Brennan	Jr.	F	6-6	Noblesville, Ind.	7.5	3.0	0.8	.519	.424	.758

QUICK HITTERS

- IUPUI has had five different players score 20 points or more since the start of Summit League play. That group includes **Dorell Combs**, **Kellon Thomas**, **Matt O'Leary**, **D.J. McCall** and **Evan Hall**.
- IUPUI capped the non-conference slate at 6-8 overall - the six wins were the most in non-conference play since the 2011-12 squad went 7-7 to start the year. That team closed the non-conference schedule with four straight wins including over Western Kentucky, Ball State and Valparaiso.
- Before Christmas, IUPUI posted back-to-back 100-point games for the first time since January 1995. They are the first 100-point games in Head Coach **Jason Gardner's** three years with the program.
- IUPUI won the Indianapolis Subregional of the 2K Classic, capturing home wins over Howard (77-55) and Eastern Michigan (83-71). Junior **Ron Patterson** was named Subregional MVP (16.0 ppg, 9-of-17 3's).
- This marks the 45th season of IUPUI basketball and the 19th the Jaguars have competed at the NCAA Division I level. IUPUI won the program's 250th game at the D1 level against Urbana on Dec. 12.
- Head Coach **Jason Gardner** is the eighth head coach in the history of the program and is in his third year at the helm. The former Indiana Mr. Basketball and Arizona-star enters today with an 32-51 career record (18-20 in the Summit).
- IUPUI was picked 5th in The Summit according to the preseason polls, including one of the 32 first-place votes. The Jags trailed Omaha by 21 points, but easily cleared Oral Roberts by 132 points.
- Senior guard **Dorell Combs** was voted preseason First Team All-Summit League by the league's coaches after being picked to the league's All-Newcomer Team and 2nd Team All-League in 2016. Combs averaged a team-high 16.3 points and made 58 threes last year after sitting the previous season as a transfer. He closed his junior year with back-to-back 30+ scoring games, becoming the first IUPUI player to do so since **George Hill** in January 2008.
- Determined to rebuild the program with Indiana kids, Gardner has stayed true to his word as 13 of the team's 17 players hail from the Hoosier State this season. Five (**T.J. Henderson**, **Anthony Jones**, **Ron Patterson**, **Nick Rogers** and **Kellon Thomas**) are from Indianapolis.
- IUPUI will continue to rely heavily on the transfer market this year as the team's top four scorers (Combs, Patterson, K. Thomas & **Matt O'Leary**) came to IUPUI via transfer.

2016-17 ROSTER

NUMERIC ROSTER

##	Name	Pos.	Ht.	Wt.	Yr.	Hometown/High School (Previous)
0	Darell Combs	G	6-2	195	Sr.	Chicago, Ill./Thornwood (Eastern Michigan)
1	T.J. Henderson	G	6-0	160	So.	Indianapolis, Ind./Scecina
2	Anthony Jones^	G	6-5	210	Fr.	Indianapolis, Ind./Speedway
5	Kellon Thomas	G	5-11	190	Gr.	Indianapolis, Ind./Southport (Kent State)
10	Nick Rogers #	G	6-1	170	So.	Indianapolis, Ind./Traders Point Academy (Toledo)
11	Josh James	F/C	6-9	225	Sr.	Cedar Lake, Ind./Andrean/Quakerdale [Iowa] Prep
12	Chad Hudson	G	5-11	175	Fr.	Jeffersonville, Ind./Don Bosco Prep
15	Matt O'Leary	F	6-8	225	Sr.	Terre Haute, Ind./Terre Haute North Vigo (Loyola)
20	Grant Sinn	G	6-2	180	So.	Spencerville, Ind./Fort Wayne Canterbury (North Park)
22	D.J. McCall	G	6-6	190	So.	Fort Wayne, Ind./Concordia Lutheran
24	Evan Hall	F	6-7	200	So.	Hindman, Ky./Knott County Central
25	Ron Patterson	G	6-2	200	Jr.	Indianapolis, Ind./Broad Ripple (Syracuse)
32	Elyjah Goss^	F	6-7	190	Fr.	Bolingbrook, Ill./Plainfield East
33	Giovanni Fraser	F	6-8	235	Fr.	Coral Springs, Fla./Coral Springs Charter
35	Noah Thomas	F/C	6-9	235	R-Fr.	Whitestown, Ind./Bridgton [Maine] Academy
40	Evan Borgman^	F	6-9	205	Fr.	Batesville, Ind./Jac-Cen-Del
45	Aaron Brennan	F	6-6	225	Jr.	Noblesville, Ind./Guerin Catholic

will sit out the 2016-17 season as a Division I transfer; ^ expected to redshirt the 2016-17 season

COACHING STAFF

Head Coach:	Jason Gardner
Alma Mater:	Arizona, '11
Career Record:	(32-54; 3rd season)
IUPUI Record:	(32-54; 3rd season)
Summit Record:	(18-23; 3rd season)
Associate Head Coach:	Matt Crenshaw
Alma Mater:	IUPUI, '04
Assistant Coach:	Scott Gillespie
Alma Mater:	Ripon College, '11
Assistant Coach:	Roy Hairston
Alma Mater:	Purdue, '97
Senior Advisor:	Andy Fagan
Alma Mater:	Indiana, '01
Strength Coach:	Jason Quarles
Alma Mater:	IUPUI, '12
Athletic Trainer:	Emily Nibbelink
Alma Mater:	Kansas, '05

PRONUNCIATION GUIDE

DARELL Combs (duh-RELL)

RADIO / TV ROSTER



#0 - DARELL COMBS
6-2 // Sr. // G
Chicago, Ill.




#1 - T.J. HENDERSON
6-0 // So. // G
Indianapolis, Ind.




#2 - ANTHONY JONES
6-5 // Fr. // G
Indianapolis, Ind.



#5 - KELLON THOMAS
5-11 // Gr. // G
Indianapolis, Ind.




#10 - NICK ROGERS
6-1 // So. // G
Indianapolis, Ind.



#11 - JOSH JAMES
6-9 // Sr. // F/C
Cedar Lake, Ind.



#12 - CHAD HUDSON
5-11 // Fr. // G
Jeffersonville, Ind.



#15 - MATT O'LEARY
6-8 // Sr. // F
Terre Haute, Ind.



#20 - GRANT SINN
6-2 // So. // G
Spencerville, Ind.



#22 - D.J. McCALL
6-6 // So. // G
Fort Wayne, Ind.



#24 - EVAN HALL
6-7 // So. // F
Hindman, Ky.




#25 - RON PATTERSON
6-2 // Jr. // G
Indianapolis, Ind.




#32 - ELYJAH GOSS
6-7 // Fr. // F
Bolingbrook, Ill.



#33 - GIOVANNI FRASER
6-8 // Fr. // F
Coral Springs, Fla.



#35 - NOAH THOMAS
6-9 // R-Fr. // F/C
Whitestown, Ind.



#40 - EVAN BORGMAN
6-9 // Fr. // F
Batesville, Ind.



#45 - AARON BRENNAN
6-6 // Jr. // F
Noblesville, Ind.



JASON GARDNER
Head Coach
3rd season

POLLS

THE SUMMIT LEAGUE

ASSOCIATED PRESS			COACHES		
Week 13 (Jan. 30)			Week 13 (Jan. 30)		
Rank	Team (1st)		Rank	Team (1st)	
1	Gonzaga (46)		1	Gonzaga (24)	
2	Baylor (6)		2	Kansas (7)	
3	Kansas (9)		3	Baylor	
4	Villanova (4)		4	Villanova (1)	
5	Arizona		5	Arizona	
6	Louisville		6	Kentucky	
7	West Virginia		7	Louisville	
8	Kentucky		8	UCLA	
9	Virginia		9	Wisconsin	
10	Wisconsin		10	North Carolina	
11	UCLA		11	Virginia	
12	North Carolina		12	West Virginia	
13	Oregon		13	Oregon	
14	Cincinnati		14	Cincinnati	
15	Florida State		15	Butler	
16	Butler		16	Florida State	
17	Maryland		17	Maryland	
18	Saint Mary's		18	Notre Dame	
19	South Carolina		19	Saint Mary's	
20	Notre Dame		20	South Carolina	
21	Duke		21	Duke	
22	Creighton		22	Creighton	
23	Purdue		23	Florida	
24	Florida		24	Purdue	
25	Northwestern		25	Xavier	

MID-MAJOR TOP 25

Week 13 (Jan. 30)					
Rk	Team (1st)	Record	Pts.	Prev.	Conf.
1.	Gonzaga (31)	22-0	775	1	West Coast
2.	New Mexico State	20-2	700	3	Western Athletic
3.	Wichita State	19-4	687	4	Missouri Valley
4.	Illinois State	18-4	671	6	Missouri Valley
5.	Saint Mary's	19-2	653	5	West Coast
6.	UNCW	20-3	628	2	Colonial
7.	Akron	18-3	577	8	Mid-American
8.	UT Arlington	16-5	519	9	Sun Belt
9.	Monmouth	17-5	504	10	Metro Atlantic
10.	Belmont	15-4	478	11	Ohio Valley
11.	Valparaiso	18-4	477	12	Horizon
12.	ETSU	17-5	415	15	Southern
13.	Chattanooga	15-6	386	7	Southern
14.	Georgia Southern	14-7	349	13	Sun Belt
15.	Vermont	18-5	270	18	America East
16.	Arkansas State	15-6	264	20	Sun Belt
17.	Florida Gulf Coast	17-6	234	21	Atlantic Sun
18.	Charleston	17-6	217	16	Colonial
19.	North Dakota State	15-6	149	23	Summit
20.	Furman	14-8	146	NR	Southern
21.	Fort Wayne	16-7	144	24	Summit
22.	UNC Greensboro	16-7	123	14	Southern
23.	Winthrop	16-5	109	17	Big South
24.	BYU	16-7	103	22	West Coast
25.	Bucknell	17-6	88	NR	Patriot

SUMMIT STANDINGS		
through Jan. 30		
Team	Overall (Pct.)	Sum. (Pct.)
North Dakota St.	15-6 (.714)	7-1 (.875)
South Dakota	15-9 (.625)	6-3 (.667)
Fort Wayne.....	16-7 (.696)	5-4 (.556)
Denver	13-9 (.591)	5-4 (.556)
Omaha	11-11 (.500)	4-5 (.444)
Western Illinois.....	7-13 (.350)	4-5 (.444)
South Dakota St.....	10-14 (.417)	3-6 (.333)
IUPUI	9-14 (.391)	3-6 (.333)
Oral Roberts	7-16 (.304)	3-6 (.333)

UPCOMING SCHEDULE

Date	Game	Time
1/31	*Denver at Oral Roberts	8 pm
2/1	*North Dakota St. at IUPUI	7 pm
	*Western Illinois at South Dakota St.	8 pm
	*South Dakota at Omaha	8 pm
2/4	*South Dakota at North Dakota St.	3 pm
	*Fort Wayne at Denver	5 pm
	*Oral Roberts at South Dakota St.	8 pm
	*Omaha at Western Illinois	8 pm
2/8	*South Dakota at Fort Wayne	7 pm
	*IUPUI at Omaha	8 pm
	*Western Illinois at Oral Roberts	8 pm
	*S. Dakota St. at N. Dakota St.	9 pm
2/11	*South Dakota St. at South Dakota	2 pm
	*Denver at North Dakota State	3 pm
	*Oral Roberts at IUPUI	7 pm
	*Omaha at Fort Wayne	7 pm
2/14	*Denver at Western Illinois	8 pm
2/15	*North Dakota State at Fort Wayne	7 pm
	*IUPUI at South Dakota State	8 pm
2/16	*Oral Roberts at Omaha	8 pm
2/18	*Oral Roberts at South Dakota	4:15 pm
	*Western Illinois at N. Dakota St.	5 pm
	*South Dakota St. at Fort Wayne	7 pm
2/19	*IUPUI at Denver	3:30 pm
2/22	*North Dakota St. at Oral Roberts	8 pm
	*Omaha at Denver	9 pm
2/23	*Fort Wayne at IUPUI	7 pm
	*South Dakota at Western Illinois	8 pm
2/25	*Denver at South Dakota St.	5 pm
	*South Dakota at IUPUI	7 pm
	*North Dakota State at Omaha	8 pm
	*Fort Wayne at Western Illinois	8 pm

IUPUI IN SUMMIT STATS		
as of Jan. 30 [denotes NCAA ranking]		
Category	Summit [Nat Rk.]	Stat
Scoring	3rd.....	78.3 ppg
Scoring Defense.....	7th.....	78.7 ppg
Scoring Margin.....	5th.....	-0.4 ppg
Free Throw %	9th.....	67.9%
Field Goal %	4th.....	45.1%
Field Goal % Def.....	8th.....	46.7%
3Pt Field Goal %.....	4th [37th]	38.7%
3Pt Field Goal % Def.....	3rd.....	36.0%
Rebounding Offense	4th.....	35.6 rpg
Rebounding Defense	5th.....	35.5 rpg
Rebounding Margin	5th.....	+0.1 rpg
Blocked Shots	6th.....	2.9 bpg
Assists	4th.....	14.7 apg
Steals	5th.....	6.3 spg
Turnover Margin.....	5th.....	+0.3 to/gm
Assist/TO Ratio.....	3rd.....	1.1 a/to
Offensive Rebounds.....	1st.....	11.6 rpg
Defensive Rebounds.....	9th.....	24.0 rpg
Defensive Reb. Pct	7th.....	70.8%
Offensive Reb. Pct	1st.....	31.1%
3Pt Field Goals Made.....	5th [54th]	8.8 3's/gm
Home Attendance.....	8th.....	960/gm

Player Summit [Natl Rk.]		Stat
Darell Combs		
Scoring	7th	16.7 ppg
FT Percentage	t-10th	78.5%
Minutes	10th	31.8 mpg
Assists	11th	2.8 apg

Evan Hall		
Off. Rebounding	1st	2.6 rpg
FG Percentage	3rd	58.5%
Blocked Shots	t-5th	1.0 bpg
Rebounding	13th	5.5 rpg

D.J. McCall		
Off. Rebounding	6th	2.0 rpg
Rebounding	15th	5.3 rpg

Matt O'Leary		
FG Percentage	5th	52.1%
Def. Rebounding	6th	5.3 rpg
3FG Percentage	6th	44.9%
Rebounding	9th	6.3 rpg
Blocked Shots	13th	0.6 bpg
Assists	14th	2.4 apg
3FG Made	15th	1.9/game
Scoring	16th	13.6 ppg

Ron Patterson		
3FG Made	10th	2.2/game
3FG Percentage	11th	42.9%
Steals	13th	1.3 spg
FG Percentage	15th	46.6%
Scoring	30th	9.9 ppg

Kellon Thomas		
FT Percentage	1st	91.7%
Assists	10th	2.9 apg

INSIDE THE SERIES

vs. N. Dakota St. (8-12)

Date	Loc	Score	Res.
1-10-08	H	60-46	W
2-9-08	A	69-67	W
1-8-09	A	52-55	L
2-7-09	H	69-91	L
12-5-09	H	86-74	W
2-25-10	A	66-52	W
1-13-11	H	67-64	W
2-12-11	A	76-72	W
12-3-11	H	79-84	L
2-23-12	A	74-68	W
1-17-13	H	40-78	L
2-16-13	A	39-75	L
1-11-14	H	64-87	L
2-6-14	A	60-66	L
1-22-15	H	61-69	L
2-19-15	A	48-57	L
1-31-16	H	73-72	W
2-20-16	A	59-63	L
3-6-16	N	45-60	L
1-5-17	A	89-93	L

in Fargo: 4-6

in Indianapolis: 4-5

neutral: 0-1

TALE OF THE TAPE

STATISTICAL COMPARISON

IUPUI	Category	NDSU
9-14	Record	15-6
3-6	Conf. Record	7-1
238	RPI	83
78.3	Scoring Off.	73.4
78.7	Scoring Def.	68.4
-0.4	Scoring Margin	+5.0
.451	FG%	.465
.467	FG% Def.	.414
.387	3FG%	.373
.360	3FG% Def.	.371
.679	FT%	.683
35.6	Reb. Average	34.2
35.5	Opp. Reb. Average	35.2
+0.1	Rebound Margin	-1.0
11.6	Offensive Reb.	8.4
24.0	Defensive Reb.	25.8
14.7	Assists Avg.	12.4
13.1	TO Avg.	11.9
13.5	Opp. TO	13.0
+0.3	TO Margin	+1.1
6.3	Steals Avg.	6.4
2.9	Blocks Avg.	3.8
8.8	3FG Made	7.5

PROJECTED NORTH DAKOTA STATE STARTERS

#	Pos	Name	Ht.	Cl.	PPG	RPG	APG	FG	3FG	FT
2	G	Paul Miller	6-6	Jr.	15.6	5.0	1.9	.455	.393	.723
3	G	Carlin Dupree	6-3	Sr.	9.0	3.5	2.1	.436	.294	.597
13	G	Khy Kabellis	6-5	So.	10.5	2.3	3.0	.387	.337	.653
21	F	A.J. Jacobson	6-6	Jr.	10.7	5.0	1.8	.460	.475	.750
42	F	Dylan Miller	6-8	So.	3.3	1.8	0.3	.558	.000	.889

OFF THE BENCH

11	G	Jared Samuelson	6-3	Fr.	2.0	0.6	0.6	.353	.357	1.000
12	G	Zach Rammelt	6-2	R-Fr.	0.4	0.3	0.3	.250	.333	---
23	F	Deng Geu	6-8	R-Fr.	4.5	2.4	0.3	.481	.222	.516
24	G	Tyson Ward	6-6	Fr.	5.7	3.1	1.1	.433	.360	.647
30	F	Spencer Eliason	6-9	So.	2.0	1.6	0.4	.478	---	.462
32	F	Evan Wesenberg	6-6	So.	1.4	0.4	0.0	.714	---	---
40	F	Dexter Werner	6-6	Sr.	11.1	7.1	1.2	.632	.000	.739

Head Coach: David Richman (3rd season)

JAGS RETURNERS VS. NORTH DAKOTA STATE (sorted by ppg)

Name	GP-S	MPG	PPG	RPG	APG	FG	3FG	FT	HI
Darell Combs	3-3	35.0	17.0	1.7	2.7	17-50	8-22	9-9	21
Matt O'Leary	4-4	28.5	10.5	7.3	2.0	15-38	6-15	6-7	16
Evan Hall	3-2	15.3	8.0	3.7	0.3	11-18	0-0	2-3	10
Aaron Brennan	5-3	20.2	6.0	4.0	1.0	11-33	1-6	7-8	10
D.J. McCall	3-3	31.3	5.3	6.3	1.0	5-16	1-3	5-9	10
T.J. Henderson	4-0	16.3	5.0	2.8	0.5	7-18	2-5	4-7	11
Josh James	4-1	8.5	1.5	2.3	0.3	2-9	0-0	2-2	2
Grant Sinn	1-0	1.0	0.0	0.0	0.0	0-0	0-0	0-0	0

NEWS, NOTES & STORYLINES

37TH NATIONALLY

IUPUI is 37th in the country in three-point percentage at 38.7 percent and is 54th nationally with 8.8 threes made per game. Junior **Ron Patterson** leads the way with 51 made while **Matt O'Leary** is tops on the team at 44.9 percent.

FIVE STRAIGHT

IUPUI has allowed its last five foes to shoot better than 50 percent from the field, going 2-3 in that span. In league play, opponents are shooting 52 percent from the floor against the Jags, having gone for 50 percent or better in seven of nine games.

40-40-40 CLUB

IUPUI's top three scorers - **Darell Combs** (43), **Matt O'Leary** (44) and **Ron Patterson** (51) - have all made at least 40 treys this season. It marks the first time since 2007-08 that IUPUI has had three players make at least 40 threes in a season. That year, Gary Patterson (93), Austin Montgomery (72) and George Hill (49) all hit at least 40.

IUPUI has never had three different players make at least 50 threes in the same season.

BENCH BOYS

Juniors **Ron Patterson** and **Aaron Brennan** have picked up the offensive slack of late and are both riding season-long double-digit scoring streaks.

Patterson has scored in double-digits in the Jaguars' last six games, averaging 13.7 points per game during that stretch while hitting 19-of-36 (52.8 percent) three-point attempts.

Brennan has scored in double-digits in the Jaguars' last three games, averaging 11.7 points per game during that span. The Noblesville-native is shooting 13-of-25 (52 percent) during that stretch.

COMBS AT THE HORN

Senior **Darell Combs** capped an 18-point performance against SDSU by knocking in the game-winner with 1.5 seconds left in overtime. The Chicago-native hit a pull-up 18-footer from the right wing to send the Jaguars to an 85-83 win.

Ironically, Combs had two other 'buzzers beaters' during the game, hitting a 25-footer from the right wing at the end of the first half and then hit a 30-footer from the top of the key as the shot clock was expiring with 3:25 to play.

FOUR GAME-WINNERS

Combs became the fourth Jaguar to connect for a game-winner since Gardner's hire three years ago. Here are the others:

P.J. Boutte runner at the horn versus Ball State (71-69 / Nov. 22, 2014)
Marcellus Barksdale layup at the horn at IPFW (84-82 / Jan. 23, 2016)
Jordan Pickett wing 3 with :02 against NDSU (73-72 / Jan. 31, 2016)
Darell Combs wing 3 with :01.5 against SDSU (85-83 / Jan. 18, 2017)

SINCE THE START OF LEAGUE PLAY...

...IUPUI has had five different players score 20 or more in a game: **Darell Combs**, **Matt O'Leary**, **Kellon Thomas**, **D.J. McCall** and **Evan Hall** all have hit for 20-or-more in a Summit League game.

SUMMIT LEAGUE OPENERS

Following the win over Western Illinois, Head Coach **Jason Gardner** is now 3-0 in Summit League openers. He previously won at Fort Wayne (63-58) on Jan. 4, 2014 and at South Dakota (77-66) last season.

INSIDE THE COLISEUM

IUPUI is 15-4 (.789) at home the past two seasons and 20-12 (.625)

since Gardner took over the program.

10 TREYS

IUPUI has made at least 10 threes in a game 10 times this season. That said, five of those 10 have come at home, where IUPUI is averaging hitting 10.1 triples per contest. The Jags are shooting 43.3 percent from deep in home games this season.

COMBS NOTES (@KidDrRel1)

-Senior **Darell Combs** leads the Jags in scoring (16.5 ppg - seventh in The Summit) and was voted preseason First Team All-Summit this season. Combs was a 2nd Team selection following last season.

-The Chicago-native has scored in double-digits 44 times in 54 career games and 18 of 23 this season. He's hit for 20-or-more eight times this season and 17 times in his career.

-Combs scored his 1,000th collegiate point in a 23-point effort in the win over Marian on Dec. 28. Including his 271 points scored at Eastern Michigan, Combs has 1,160 career points (889 at IUPUI) entering tonight's game. Combs needs to average 15.9 points over the final seven regular season games to reach 1,000 in his IUPUI career.

-Combs hit his 100th career three against Denver on Jan. 21.

-Combs handed out his 100th career assist in the loss at Illinois.

-Combs capped his junior year with back-to-back 30+ scoring games, becoming the first IUPUI player to do so since **George Hill** achieved the feat in 2008.

O'LEARY NOTES (@OLeary_15)

-Senior **Matt O'Leary** had a streak of 19 straight games in double-digits snapped with a 9-point, 9-rebound effort against Denver on Jan. 21. He's scored in double-digits in 19 of 23 games this season.

-O'Leary entered this week ranking among The Summit League leaders in eight different categories including field goal percentage (5th), defensive rebounding (6th), three-point percentage (6th), rebounding (9th), blocked shots (13th), assists (14th), three-point field goals (15th) and scoring (16th).

-After scoring just 20-or-more once last season, O'Leary has done it five times this year, including a career-high 25 at Illinois.

-O'Leary led the Jags in scoring just three times last season, but has done so five times this year.

-O'Leary has started all 54 games of his IUPUI career.

-Achieved a 4.0 GPA during the fall semester.

-Has 887 collegiate points - 254 in his two years at Loyola and 633 at IUPUI.

K. THOMAS NOTES (@KellonCash5)

-Thomas is averaging 11.8 points per game and shooting 39.3 percent from three-point range in Summit League play. He also leads the team with 23 assists (against just seven turnovers) in league play.

-The Indianapolis-native leads the team in free throw percentage at 55-of-60 (.917) and is chasing the school record mark of .914, set by Gary Patterson in 2007-08. Only two players, Patterson and Nick David, have single-season marks of 90 percent or better.

-After scoring in double-digits just four times in non-conference play, has hit for dubs in six Summit League games.

-Has 946 points in his collegiate career - 738 at Kent State and 208 this season.

PATTERSON NOTES (@Buss34)

-Not known as a three-point threat upon transferring from Syracuse, junior **Ron Patterson** has been lethal from deep to start the season. The Indianapolis-native made just 15-of-71 (21.1 percent) attempts in his two years with the Orange, but is 51-of-119 (42.9 percent) this year.

NEWS & NOTES (CONT.)

-Patterson has hit at least three threes 10 times, including a career-high five on two different occasions.
 -Patterson leads the Jaguars with 29 steals and 51 threes made.
 -His stat line in a 15-point effort at Marquette earlier this season was three 3's and three dunks.

LINEUP TWEAK

For the first time this season, Head Coach **Jason Gardner** altered his starting five prior to the win over Urbana, inserting sophomore **D.J. McCall** for junior **Ron Patterson**.

SMARTY CATS

The Jaguars recently posted an all-time best semester GPA of 3.09 during the fall. All total, 13 Jaguars posted a GPA of 3.0 or above, led by **Matt O'Leary's** 4.0 mark.

MAJOR CONFERENCE FOES

IUPUI finished this season 0-4 against major conference foes with losses coming at Michigan, Marquette, Illinois and Northwestern. The Jags dropped those four games by an average margin of 16.8 points per game - the slimmest margin being an eight-point loss at Illinois.

CENTURY MARKS

Just before Christmas, the IUPUI offense exploded, scoring 100-or-more points in back-to-back games for the first time since January 1995. The 100 points games in the wins over Urbana and Southern Utah are the first 100-point games since Gardner took over three seasons ago and was the first 100-point game since scoring 112 against Judson on Jan. 2, 2014.

During that span, IUPUI hit 75-of-121 (62 percent) from the floor and 30-of-57 (52.6 percent) from beyond the arc. In addition, the Jags had 49 assists on 75 buckets.

SHOOTING 50

IUPUI is now 14-1 (.933) when shooting 50 percent or better under Gardner and 30-7 (.811) when outshooting the opposition.

DOWN 21

IUPUI was down 21 (59-38) with 14 minutes left at Miami before coming all the way back to tie the game in the final minute. Senior **Kellon Thomas** tied the score with a three with 29 seconds left before Miami scored the game's final three points to get the win.

UPSET BID THWARTED

IUPUI just missed picking off Illinois on Dec. 6 before falling in Champaign, 85-77. IUPUI led for nearly half the game and was tied in the final minutes before fading late.

Senior **Matt O'Leary** led three Jags in double-digits with a career-high 25 points and **Darell Combs** added 18. Illinois needed a 32-point effort from All-Big Ten performer Malcolm Hill to stave off the Jaguars.

2K CLASSIC

IUPUI capped the four-game 2K Classic with a 2-2 record, losing road games at Michigan and Marquette and winning the Indianapolis Subregional of the event. IUPUI captured home wins over Howard (77-55) and Eastern Michigan (83-71). **Ron Patterson** was named Subregional MVP after averaging 16 points and making 9-of-17 threes.

He was joined on the All-Tournament Team by senior forward **Matt O'Leary**, who averaged 10.5 points, 9.5 rebounds, 4.0 assists and 1.5 steals over two games.

JAGS GET DEFENSIVE

The most important stat in the Jags' wins over Howard and Eastern Michigan was how stingy the Jaguars' defense was - specifically on the perimeter. Howard and Eastern Michigan combined to hit just 36.3 percent from the field and 3-of-26 (11.5 percent) from three-point range.

Howard was 0-for-9 from three on Friday, marking the first time in IUPUI's Division I era (1998-present) that a foe hasn't hit at least one trey.

NON-CONFERENCE HOME COOKING

IUPUI went 9-2 at home last season at home and hasn't lost a non-conference home game since a 73-64 loss to Eastern Kentucky on Dec. 13, 2014.

FAMILIAR FACES

All total, IUPUI entered the season with eight guys with at least one season under their belts.

Junior **Aaron Brennan** entered the year having played in 60 career games and made 33 starts at IUPUI while **Josh James** returned to the program after a season away from basketball. The 6-foot-9 James appeared in 52 games and made 13 starts from 2013-15 before taking last year off.

Six others - Combs, O'Leary, **Evan Hall**, **T.J. Henderson**, **D.J. McCall** and **Grant Sinn** - have one year of IUPUI experience.

O'Leary started all 32 games last season while Combs started 29 times. Hall made 11 starts and McCall made 15 starts as a true freshman in 2015-16 before redshirting last season.

HOMEcomings

IUPUI was an easy choice for a pair of transfers, expected to play major roles this season. Both **Ron "Buss"**

UNIVERSITY QUICK FACTS

Location	Indianapolis, Ind.
Founded	1969
Nickname	Jaguars
Colors	Red, gold & black
Enrollment	30,690
Affiliation	NCAA Division I
Conference	The Summit League
Home Facility (Cap.)	Indiana Farmers Coliseum (6,800)
Chancellor	Dr. Nasser Paydar
Athletics Director	Dr. Roderick Perry
Website	www.IUPUIJags.com
Twitter	@IUPUIJaguars
Athletics Phone	(317) 278-5247
Mailing Address	1000 Waterway Blvd. Indianapolis, IN 46202

BASKETBALL HISTORY

First Yr. of basketball	1972
Seasons of basketball	45th
Seasons of Division I basketball	19th
Division I (1998-pres.) Record	246-265 (.481)
NCAA Appearances	1
Last NCAA Appearance	2003
Last Postseason Appearance	2010 (CBI - Second Round)

Patterson and Kellon Thomas are Indianapolis-natives and wanted to return to the Circle City to complete their college careers.

In addition, the duo played AAU basketball together alongside **Matt O'Leary** for Indiana Elite.

Another reason Patterson chose IUPUI was to honor his Broad Ripple High School teammate, the late **Steven Jamison**, who died of cancer in July 2010 who was committed to play at IUPUI and wore No. 25 (hence why Patterson wears 25). Patterson has a large 'Steven' tattoo across his chest, honoring his deceased friend.

Patterson chose IUPUI over a group that included Kent State, Ball State, Georgia State, Illinois State, Houston and Eastern Michigan. Thomas picked IUPUI over a group that included Purdue, Minnesota, Northwestern, Seton Hall, Ball State, Duquesne, Georgia State, UIC and Jacksonville.

PRESEASON PICKS

IUPUI was picked fourth or fifth by nearly every major publication this season and was voted fifth in The Summit League's preseason polls. Here's a breakdown of where IUPUI sat in the preseason publications:

Athlon Sports (5th); Blue Ribbon (5th); NBC Sports (4th); USA Today (4th); Lindy's (5th); The Sporting News (5th).

SCOURING THE HOOSIER STATE

The bulk of IUPUI's roster is made up of Indiana-natives as 13 of the 17 listed are from the Hoosier State. The only out-of-state players on the Jaguars' roster are Combs and true freshman **Elyjah Goss** (both from Illinois), sophomore **Evan Hall** (Kentucky) and true freshman **Giovanni Fraser** (Florida).

Of the 13 from the Hoosier State, five are from Indianapolis and Brennan is from a northern suburb of the city.

Of the current 17 players, Gardner has brought 14 to IUPUI. Only **Aaron Brennan**, **D.J. McCall** and **Josh James** were recruited by the previous staff.

HOW'D THEY GET HERE?

Everyone's path to Division I basketball is different. The Jags have a number of individuals that have taken different treks to IUPUI. Here's a quick rundown of 'how'd they get here?'

Graduate Transfers (1): Kellon Thomas (Kent St.)
Transfers (5): Combs (Eastern Mich.), O'Leary (Loyola), Patterson (Syracuse), Rogers (Toledo, will sit out 2016-17), Sinn (North Park)

True Freshmen (7): Borgman, Brennan, Fraser, Goss, Hall, Henderson, McCall

Prep School (4): Hudson, James, Jones, N. Thomas

TRUE NEWBIES

IUPUI's collection of freshmen this season consists of signees **Anthony Jones**, **Elyjah Goss** and **Giovanni Fraser** and non-scholarship additions **Evan Borgman** and **Chad Hudson**.

Jones, a 6-foot-5 swingman, attended FCI Prep in Sebring, Fla., last season where he averaged better than 20 points, five boards and four assists per game.

Goss, a bouncy 6-foot-7 forward, earned honorable mention All-State honors in Illinois a year ago and finished as Plainfield (Ill.) East's career leader in rebounds.

Fraser, a 6-foot-8 post player, averaged 15 points, 11 rebounds and two blocked shots per game as a senior, earning Third Team All-Broward County honors for 4A-2A schools.

Borgman, a skilled 6-foot-9 forward, averaged better than 18 points, eight rebounds and three blocked shots per game at Jac-Cen-Del High School.

Hudson, a 5-foot-11 guard, posted 11 points, four assists and 1.5 steals per game at Don Bosco Prep after a four-year career at Jeffersonville High School.

SEEING RED

True freshmen **Evan Borgman**, **Elyjah Goss** and **Anthony Jones** are expected to redshirt the season, leaving Gardner with 13 players at his disposal when the team is fully healthy.

MEDIA DEALS

Virtually every IUPUI game will be heard on 97.5 FM Fox Sports Radio and 1260 WNDL in Central Indiana this year. Morgan Adcock (ppx) returns to the mic as the Voice of the Jaguars again this season.

In addition, every IUPUI home game will be broadcast on ESPN3 as Greg Rakestraw (ppx) and Hall of Famer Bob Lovell (analyst) will be the primary tandem on the call.

PLAYING PERCENTAGES

Below are the percentages returning of IUPUI's major statistical categories in 2016-17.

POINTS:	56.8% returns (1238/2181)
REBOUNDS:	51.4% returns (521/1014)
ASSISTS:	61.7% returns (219/355)
MINUTES:	51.6% returns (3,325/6,450)
3's MADE:	60.1% returns (110/183)
BLOCKS:	38.3% returns (31/81)
STEALS:	54.0% returns (115/213)

THE DEPARTED

IUPUI's two-man senior class of **Marcellus Barksdale** and **Mason Archie** are both considered key losses, particularly at the defensive end.

The 6-foot-5 Barksdale finished his career ranked second all-time in games played (134) and made 95 starts in an IUPUI uniform. He was a two-time honorable mention All-Summit League selection, averaging 8.5 points and 5.1 rebounds per game his final season. He also finished his IUPUI career ranked among the program's top-10 all-time in rebounds, steals and blocked shots.

Archie, a two-year letterwinner, started 44 times in 62 appearances in an IUPUI uniform. He averaged 6.2 points per game and hit 51 threes and was considered the Jags' top perimeter defender last season.

Both inked professional deals this past summer with Barksdale signing to play with TG s.Oliver Wuerzburg in Germany's Pro B League and Archie signing with Barretteros de Zacatecas in the top league in Mexico (LNBP).

7,054 POINTS

Few coaching staffs can match the production of the IUPUI coaching quartet during their respective playing days. All total, IUPUI's four coaches combined to score 7,054 points in their four-year careers, led by Gardner's 1,984 points at Arizona. Gardner later had his No. 22 jersey retired at Arizona.

Scott Gillespie scored 1,871 points in his four years at Ripon (Wisc.) College while Associate Head Coach Matt Crenshaw tallied 938 points in four seasons with the Jaguars.

The newest addition to the IUPUI coaching staff, former Purdue standout Roy Hairston, scored 574 points in two years with the Boilermakers from 1995-97. He scored 1,687 points in two seasons at Hutchinson (Kan.) Community College, finishing as the program's all-time leading scorer and earning a spot in the NJCAA Hall of Fame.

ANOTHER NEW FACE

IUPUI added another new face to the bench in the offseason as longtime Cathedral High School head coach Andy Fagan joined the Jaguars' staff as a Senior Advisor.

Fagan hired Gardner as an assistant at Cathedral prior to his taking a job on the Loyola staff. Fagan coached the Irish to a state runner-up finish in 2013 and city championships in 2012 and 2013.

He coached a number of Division I players, including Collin Hartman (Indiana), Matt Gregory (Notre Dame) and Mo Evans (Fort Wayne).

2016-17 MISCELLANEOUS STATISTICS

IUPUI'S RECORD WHEN...

	'16-17	2017	Under
	Overall	Summit	Gardner
Home:	6-2	2-2	19-12
Away:	3-12	1-4	13-39
Neutral:	0-0	0-0	0-3
Overtime:	1-0	1-0	3-6
Lead @ Halftime:	8-3	3-1	26-8
Trail @ Halftime:	1-11	0-5	5-43
Tied @ Halftime:	0-0	0-0	1-3
Leading w/ 5:00 left:	9-1	3-1	26-4
Trailing w/ 5:00 left:	0-12	0-4	3-47
Tied w/ 5:00 left:	0-1	0-1	3-3
Shooting 50% or better:	3-0	1-0	14-1
Shooting 40-50%:	6-10	2-5	17-26
Shooting less than 40%:	0-4	0-1	1-27
Shooting better % than opp.	9-2	3-0	30-7
Shooting worse % than opp.	0-12	0-6	2-47
Scoring less than 60:	0-1	0-0	3-22
Score 60-69 pts:	0-5	0-1	4-17
Score 70-79 pts:	2-6	0-4	12-11
Score 80-89 pts:	4-2	2-1	10-4
Score 90+ pts:	3-0	1-0	3-0
Opp. scores less than 60:	1-0	0-0	6-5
Opp. scores 60-69 pts:	3-1	0-0	14-12
Opp. scores 70-79 pts:	2-6	1-3	6-20
Opp. scores 80-89 pts:	3-3	2-1	6-11
Opp. scores 90+ pts:	0-4	0-2	0-6
Commit less TO than opp.	6-6	2-2	15-19
Commit more TO than opp.	3-7	1-4	17-32
Commit same TO as opp.	0-1	0-0	0-3
Outrebound opponent:	6-3	2-2	20-16
Outrebounded:	2-10	1-4	11-36
Rebounding is equal:	1-1	0-0	1-2
Bench outscores opp.:	9-5	3-2	29-30
Bench is outscored:	0-7	0-2	3-21
Bench scoring is equal:	0-2	0-2	0-4
Hit more FT than opp.:	5-2	1-1	21-8
Hit less FT than opp.:	4-12	2-5	10-44
Hit same FT as opp.:	0-0	0-0	1-2
Hit more 3's than opp.:	7-6	2-3	14-18
Hit less 3's than opp.:	2-6	1-2	15-29
Hit same 3's as opp.:	0-2	0-1	3-7
Decided by 5 pts or less:	1-4	1-2	15-14
Decided by 6-10 points:	1-4	1-2	4-16
Decided by 10+ points:	7-6	1-2	13-24
In home whites:	6-2	2-2	20-12
In road blacks:	1-4	0-2	1-14
In road reds:	2-8	1-2	11-28
7 in double-digits:	1-0	0-0	1-0
6 in double-digits:	0-0	0-0	1-0
5 in double-digits:	2-1	0-1	3-2
4 in double-digits:	3-3	2-2	8-7
3 in double-digits:	3-8	1-3	10-15
2 in double-digits:	0-2	0-0	7-25
1 in double-digits:	0-0	0-0	2-3
0 in double-digits:	0-0	0-0	0-2
On Mondays:	1-0	0-0	1-6
On Tuesdays:	0-3	0-0	0-9
On Wednesdays:	2-3	1-2	4-7
On Thursdays:	0-1	0-1	2-9
On Fridays:	1-1	0-0	4-4
On Saturdays:	5-5	2-3	18-15
On Sundays:	0-1	0-0	3-4
In November:	2-5	0-0	6-14
In December:	5-3	1-0	9-15
In January:	2-6	2-6	13-12
In February:	0-0	0-0	4-11
In March:	0-0	0-0	0-2

TIMES LED

Player	TIMES LED					GAMES WITH								TOTAL	
	Pts.	Reb.	Ast.	Stl.	Blk.	10+ Pts.	20+ Pts.	10+ Reb.	3+ Ast.	3+ Blk.	3+ Stl.	3+ 3's	5/15	Dunks	Dbl-Dbls
0-Combs	9/27	1/2	8/22	6/16	1/1	18/44	8/17	0/0	12/24	0/0	0/5	5/15	0/1	0/0	0/0
1-Henderson	1/3	1/1	1/7	7/17	1/2	6/11	0/0	0/0	5/9	0/0	2/4	2/3	2/2	0/0	0/0
2-Jones	0/0	0/0	0/0	0/0	0/0	0/0	0/0	0/0	0/0	0/0	0/0	0/0	0/0	0/0	0/0
5-K.Thomas	1/1	0/0	8/8	7/7	0/0	10/10	1/1	0/0	14/14	0/0	0/0	1/1	0/0	0/0	0/0
11-James	0/0	0/1	0/0	0/3	0/8	0/1	0/0	0/1	0/0	0/0	0/1	0/0	2/2	0/0	0/0
12-Hudson	0/0	0/0	0/0	0/0	0/0	0/0	0/0	0/0	0/0	0/0	0/0	0/0	0/0	0/0	0/0
15-O'Leary	5/8	10/23	8/16	7/16	6/13	19/37	5/6	1/3	11/23	1/1	1/4	6/7	0/2	1/2	0/0
20-Sinn	0/0	0/0	0/0	0/0	0/0	0/0	0/0	0/0	0/0	0/0	0/0	0/0	0/0	0/0	0/0
22-McCall	2/4	6/9	3/6	5/11	4/5	3/7	1/1	3/3	4/8	0/0	0/1	1/1	6/11	0/0	0/0
24-Hall	2/2	9/11	0/1	1/4	12/16	7/11	1/1	3/3	1/3	3/3	0/0	0/0	9/10	2/2	0/0
25-Patterson	6/6	0/0	5/5	10/10	3/3	14/14	0/0	0/0	6/6	0/0	4/4	9/9	7/7	0/0	0/0
32-Goss	0/0	0/0	0/0	0/0	0/0	0/0	0/0	0/0	0/0	0/0	0/0	0/0	0/0	0/0	0/0
33-Fraser	0/0	1/1	0/0	0/0	1/1	0/0	0/0	0/0	0/0	0/0	0/0	0/0	0/0	0/0	0/0
35-N.Thomas	0/0	0/0	0/0	0/0	0/0	0/0	0/0	0/0	0/0	0/0	0/0	0/0	0/0	0/0	0/0
40-Borgman	0/0	0/0	0/0	0/0	0/0	0/0	0/0	0/0	0/0	0/0	0/0	0/0	0/0	0/0	0/0
45-Brennan	1/3	0/1	0/5	4/9	3/4	5/14	0/0	0/0	2/4	1/1	0/3	1/1	1/4	0/0	0/0

totals listed by season/career

SPECIALTY STATS (IUPUI/OPP)

PP = Points in the Paint; POT = Points off Turnover; 2nd = 2nd Chance Points; BP = Bench Points

Opponent	Result	Largest Largest Lead							
		PP	POT	2nd	BP	Lead	Deficit	Changes	Ties
# St. Joseph's College	W, 87-74	40/14	18/26	12/6	35/20	25	1	1	1
at Eastern Kentucky	L, 87-97	30/20	10/17	8/19	29/19	1	24	2	0
at Michigan	L, 65-77	28/30	8/8	2/19	15/17	7	19	6	3
Howard	W, 77-55	20/22	19/1	12/11	28/20	30	-	0	0
E. Michigan	W, 83-71	32/38	13/14	16/10	20/15	22	5	5	4
at Marquette	L, 79-104	38/52	13/18	13/19	31/61	5	32	3	4
at SIUE	L, 58-61	32/26	12/12	8/6	13/18	3	6	13	5
at Illinois State	L, 63-77	22/40	14/15	5/18	5/9	3	18	6	3
at Ball State	W, 73-62	30/26	17/12	13/15	12/7	11	11	2	2
at Illinois	L, 77-85	28/24	18/16	8/8	15/14	5	10	10	7
at Miami (Ohio)	L, 68-71	28/36	21/20	18/10	25/18	-	21	0	1
Urbana	W, 109-67	34/14	14/14	14/6	44/29	46	-	0	1
at Southern Utah	W, 101-81	44/20	25/17	6/9	41/30	35	5	1	0
at Northwestern	L, 65-87	24/36	8/9	17/17	27/46	-	25	0	1
Marian	W, 81-60	30/30	19/10	4/4	32/18	31	3	6	3
*Western Illinois	W, 89-71	34/24	21/13	11/5	16/12	18	11	3	3
*at North Dakota State	L, 89-93	30/30	23/10	5/12	28/28	2	11	6	4
*at South Dakota	L, 74-85	32/46	20/31	8/8	13/21	8	11	10	6
*Omaha	L, 71-79	44/32	20/18	17/11	16/22	5	10	7	5
*at Oral Roberts	W, 91-85	36/26	10/16	16/11	23/16	11	5	2	5
*South Dakota State	W, 85-83	38/52	22/13	3/12	30/28	9	6	11	14
*Denver	L, 74-78	30/26	15/11	14/10	33/12	9	6	17	10
*at Fort Wayne	L, 73-103	34/48	11/26	6/9	35/35	4	31	1	0
*at Western Illinois	L, 69-78	26/34	16/11	4/5	33/6	4	9	8	7
*North Dakota State									
*at Omaha									
*Oral Roberts									
*at South Dakota State									
*at Denver									
*Fort Wayne									
*South Dakota									
Summit Quarters									
Summit Semis									
Summit Finals									
Season Highs		44/52	25/31	18/19	44/61	46	32	17	14
Season Lows		20/14	8/1	2/4	5/6	-	-	-	-
Totals		724/732	359/332	228/254	564/501	-	-	119	88
Averages		31.5/31.8	15.6/14.4	9.9/11.0	24.5/21.8			5.2	3.8

WIN/LOSS MARGINS

Margin	W	L
1		
2	1	
3		2
4		2
5		
6	1	
7		
8		2
9		1
10		1
11-15	2	3
16-20	1	
21-30	3	3
30+	1	

2016-2017 IUPUI STATISTICS

IUPUI Basketball IUPUI Combined Team Statistics (as of Jan 28, 2017) All games



RECORD:	OVERALL	HOME	AWAY	NEUTRAL
ALL GAMES	9-14	6-2	3-12	0-0
CONFERENCE	3-6	2-2	1-4	0-0
NON-CONFERENCE	6-8	4-0	2-8	0-0

#	Player	gp-gs	min	Total		3-Point		F-Throw		Rebounds				pf		dq		a		to		blk		stl		pts		avg
				avg	fg-fga	fg%	3fg-fga	3fg%	ft-fa	ft%	off	def	tot	avg	pf	dq	a	to	blk	stl	pts							
00	COMBS, Darell	23-23	732	31.8	134-330	.406	43-129	.333	73-93	.785	12	40	52	2.3	59	1	65	58	3	17	384	16.7						
15	O'LEARY, Matt	23-23	654	28.4	113-217	.521	44-98	.449	43-59	.729	21	123	144	6.3	49	0	55	41	14	19	313	13.6						
25	PATTERSON, Ron	23-10	540	23.5	81-174	.466	51-119	.429	14-22	.636	11	45	56	2.4	52	2	44	30	7	29	227	9.9						
05	THOMAS, Kellon	23-23	657	28.6	65-195	.333	23-68	.338	55-60	.917	10	39	49	2.1	50	1	67	30	0	21	208	9.0						
24	HALL, Evan	23-23	473	20.6	72-123	.585	0-0	.000	33-81	.407	59	68	127	5.5	60	0	13	34	23	8	177	7.7						
45	BRENNAN, Aaron	23-0	383	16.7	67-129	.519	14-33	.424	25-33	.758	19	49	68	3.0	48	2	19	21	5	10	173	7.5						
01	HENDERSON, T.J.	23-0	394	17.1	40-90	.444	21-51	.412	25-33	.758	8	27	35	1.5	32	1	40	24	1	23	126	5.5						
22	McCALL, D.J.	23-13	479	20.8	43-97	.443	5-17	.294	32-56	.571	47	74	121	5.3	49	0	33	35	7	13	123	5.3						
11	JAMES, Josh	23-0	183	8.0	15-33	.455	0-0	.000	11-14	.786	20	32	52	2.3	38	1	1	7	3	3	41	1.8						
33	FRASER, Giovanni	14-0	81	5.8	6-14	.429	0-0	.000	6-14	.429	4	10	14	1.0	19	0	0	6	3	0	18	1.3						
35	THOMAS, Noah	6-0	18	3.0	1-5	.200	0-1	.000	3-4	.750	1	3	4	0.7	6	0	0	6	0	0	5	0.8						
20	SINN, Grant	6-0	11	1.8	1-6	.167	1-6	.167	0-0	.000	1	0	1	0.2	2	0	0	0	0	0	3	0.5						
12	HUDSON, Chad	8-0	20	2.5	1-4	.250	1-3	.333	0-2	.000	0	3	3	0.4	3	0	2	3	0	1	3	0.4						
Team											53	39	92				7											
Total.....		23	4625		639-1417	.451	203-525	.387	320-471	.679	266	552	818	35.6	467	8	339	302	66	144	1801	78.3						
Opponents.....		23	4626		627-1342	.467	165-458	.360	391-523	.748	228	588	816	35.5	462	-	318	310	104	135	1810	78.7						

TEAM STATISTICS	IUPUI	OPP
SCORING	1801	1810
Points per game	78.3	78.7
Scoring margin	-0.4	-
FIELD GOALS-ATT	639-1417	627-1342
Field goal pct	.451	.467
3 POINT FG-ATT	203-525	165-458
3-point FG pct	.387	.360
3-pt FG made per game	8.8	7.2
FREE THROWS-ATT	320-471	391-523
Free throw pct	.679	.748
F-Throws made per game	13.9	17.0
REBOUNDS	818	816
Rebounds per game	35.6	35.5
Rebounding margin	+0.1	-
ASSISTS	339	318
Assists per game	14.7	13.8
TURNOVERS	302	310
Turnovers per game	13.1	13.5
Turnover margin	+0.3	-
Assist/turnover ratio	1.1	1.0
STEALS	144	135
Steals per game	6.3	5.9
BLOCKS	66	104
Blocks per game	2.9	4.5
ATTENDANCE	7726	61102
Home games-Avg/Game	8-966	15-4073
Neutral site-Avg/Game	-	0-0

Date	Opponent		Score	Att.
11/11/16	at Eastern Kentucky	L	87-97	2300
11/13/16	at Michigan	L	65-77	10812
11/18/16	HOWARD	W	77-55	843
11/19/16	EASTERN MICHIGAN	W	83-71	863
11/22/16	at Marquette	L	79-104	11552
11/26/16	at SIUE	L	58-61	1028
11/30/16	at Illinois State	L	63-77	3717
12/03/16	at Ball State	W	73-62	2994
12/06/16	at Illinois	L	77-85	10536
12/10/16	at Miami	L	68-71	1268
12/12/16	URBANA	W	109-67	909
12/17/16	at Southern Utah	W	101-81	1012
12/20/16	at Northwestern	L	65-87	6452
12/28/16	MARIAN	W	81-60	1104
* 12/31/16	WESTERN ILLINOIS	W	89-71	1106
* 01/05/17	at North Dakota State	L	89-93	2728
* 01/07/17	at South Dakota	L	74-85	1908
* 01/11/17	OMAHA	L	71-79	842
* 01/14/17	at Oral Roberts	W	91-85	2595
* 01/18/17	SOUTH DAKOTA STATE	Wot	85-83	981
* 01/21/17	DENVER	L	74-78	1078
* 01/25/17	at Fort Wayne	L	73-103	1357
* 1/28/17	at Western Illinois	L	69-78	843

* = Summit League game

Score by Periods	1st	2nd	OT	Totals
IUPUI	869	925	7	1801
Opponents	884	921	5	1810

2016-2017 IUPUI STATISTICS - SUMMIT LEAGUE ONLY

IUPUI Basketball IUPUI Combined Team Statistics (as of Jan 28, 2017) Conference games



RECORD:	OVERALL	HOME	AWAY	NEUTRAL
ALL GAMES	3-6	2-2	1-4	0-0
CONFERENCE	3-6	2-2	1-4	0-0
NON-CONFERENCE	0-0	0-0	0-0	0-0

##	Player	gp-gs	min	avg	Total		3-Point		F-Throw		Rebounds				pf	dq	a	to	blk	stl	pts	avg
					fg-fga	fg%	3fg-fga	3fg%	ft-fa	ft%	off	def	tot	avg								
00	COMBS, Darell	9-9	302	33.6	52-136	.382	13-46	.283	27-33	.818	5	23	28	3.1	20	0	22	26	0	6	144	16.0
15	O'LEARY, Matt	9-9	250	27.8	39-82	.476	19-42	.452	15-23	.652	8	45	53	5.9	20	0	17	20	5	7	112	12.4
05	THOMAS, Kellon	9-9	262	29.1	32-85	.376	11-28	.393	31-34	.912	4	11	15	1.7	20	1	23	7	0	10	106	11.8
25	PATTERSON, Ron	9-0	203	22.6	34-63	.540	22-42	.524	10-14	.714	7	16	23	2.6	23	1	17	10	3	12	100	11.1
24	HALL, Evan	9-9	208	23.1	36-58	.621	0-0	.000	9-25	.360	25	25	50	5.6	27	0	2	16	11	3	81	9.0
45	BRENNAN, Aaron	9-0	148	16.4	25-52	.481	5-14	.357	9-14	.643	8	17	25	2.8	13	1	6	8	0	4	64	7.1
01	HENDERSON, T.J.	9-0	148	16.4	15-35	.429	7-16	.438	12-16	.750	3	8	11	1.2	9	0	14	11	0	7	49	5.4
22	McCALL, D.J.	9-9	214	23.8	18-47	.383	4-11	.364	5-10	.500	20	28	48	5.3	24	0	14	13	4	5	45	5.0
11	JAMES, Josh	9-0	77	8.6	6-12	.500	0-0	.000	0-0	.000	10	12	22	2.4	13	1	0	0	3	1	12	1.3
33	FRASER, Giovanni	3-0	8	2.7	0-2	.000	0-0	.000	2-2	1.000	0	0	0	0.0	1	0	0	1	0	0	2	0.7
20	SINN, Grant	2-0	1	0.5	0-0	.000	0-0	.000	0-0	.000	0	0	0	0.0	0	0	0	0	0	0	0	0.0
35	THOMAS, Noah	1-0	1	1.0	0-0	.000	0-0	.000	0-0	.000	0	0	0	0.0	0	0	0	0	0	0	0	0.0
12	HUDSON, Chad	3-0	3	1.0	0-0	.000	0-0	.000	0-0	.000	0	0	0	0.0	0	0	0	0	0	0	0	0.0
Team											21	16	37				4					
Total.....		9	1825		257-572	.449	81-199	.407	120-171	.702	111	201	312	34.7	170	4	115	116	26	55	715	79.4
Opponents.....		9	1825		272-524	.519	72-177	.407	139-189	.735	76	226	302	33.6	172	-	136	119	46	59	755	83.9

TEAM STATISTICS	IUPUI	OPP
SCORING	715	755
Points per game	79.4	83.9
Scoring margin	-4.4	-
FIELD GOALS-ATT	257-572	272-524
Field goal pct	.449	.519
3 POINT FG-ATT	81-199	72-177
3-point FG pct	.407	.407
3-pt FG made per game	9.0	8.0
FREE THROWS-ATT	120-171	139-189
Free throw pct	.702	.735
F-Throws made per game	13.3	15.4
REBOUNDS	312	302
Rebounds per game	34.7	33.6
Rebounding margin	+1.1	-
ASSISTS	115	136
Assists per game	12.8	15.1
TURNOVERS	116	119
Turnovers per game	12.9	13.2
Turnover margin	+0.3	-
Assist/turnover ratio	1.0	1.1
STEALS	55	59
Steals per game	6.1	6.6
BLOCKS	26	46
Blocks per game	2.9	5.1
ATTENDANCE	4007	9431
Home games-Avg/Game	4-1002	5-1886
Neutral site-Avg/Game	-	0-0

Date	Opponent		Score	Att.
* 12/31/16	WESTERN ILLINOIS	W	89-71	1106
* 01/05/17	at North Dakota State	L	89-93	2728
* 01/07/17	at South Dakota	L	74-85	1908
* 01/11/17	OMAHA	L	71-79	842
* 01/14/17	at Oral Roberts	W	91-85	2595
* 01/18/17	SOUTH DAKOTA STATE	Wot	85-83	981
* 01/21/17	DENVER	L	74-78	1078
* 01/25/17	at Fort Wayne	L	73-103	1357
* 1/28/17	at Western Illinois	L	69-78	843

* = Summit League game

FUTURE JAGS - IUPUI INKS TWO EARLY

IUPUI inked two during the early signing period, signing 6-foot-8 forward **Brandon Hau (Mukwanago, Wisc./Mukwanago)** and 6-foot guard **Jaylen Minnett (Terre Haute, Ind./Terre Haute South)** to National Letters of Intent.

Hau averaged 16.3 points and 7.5 boards per game as a junior and chose IUPUI over Air Force, Drake, Elon, Iowa, Navy, North Dakota State and South Dakota.

Minnett averaged 21.6 points, 5.0 assists and 4.8 boards per game last season. Minnett chose IUPUI over interest from Ball State, Kent State and Xavier.

Score by Periods	1st	2nd	OT	Totals
IUPUI	356	352	7	715
Opponents	366	384	5	755

STATISTICAL SPLITS

Wins (9-0)

#	Player	gp-gs	min	avg	Total		3-Point		F-Throw		Rebounds				pf	dq	a	to	blk	stl	pts	avg
					fg-fga	fg%	3fg-fga	3fg%	ft-fa	ft%	off	def	tot	avg								
00	COMBS, Darell	9-9	267	29.7	54-114	.474	23-51	.451	31-39	.795	2	14	16	1.8	21	1	24	18	3	8	162	18.0
15	O'LEARY, Matt	9-9	266	29.6	49-78	.628	21-37	.568	9-15	.600	4	54	58	6.4	16	0	30	18	7	12	128	14.2
05	THOMAS, Kellon	9-9	258	28.7	32-78	.410	11-26	.423	21-23	.913	1	14	15	1.7	17	0	35	12	0	11	96	10.7
25	PATTERSON, Ron	9-3	210	23.3	34-68	.500	21-48	.438	6-11	.545	5	24	29	3.2	16	0	17	11	0	11	95	10.6
24	HALL, Evan	9-9	182	20.2	29-43	.674	0-0	.000	23-45	.511	24	26	50	5.6	25	0	10	14	10	4	81	9.0
45	BRENNAN, Aaron	9-0	134	14.9	29-50	.580	6-12	.500	8-10	.800	9	17	26	2.9	15	0	10	6	1	4	72	8.0
22	McCALL, D.J.	9-6	179	19.9	21-46	.457	4-10	.400	11-20	.550	21	37	58	6.4	15	0	20	12	2	3	57	6.3
01	HENDERSON, T.J.	9-0	162	18.0	16-34	.471	9-21	.429	15-16	.938	3	15	18	2.0	12	0	17	12	0	12	56	6.2
11	JAMES, Josh	9-0	87	9.7	9-16	.563	0-0	.000	3-4	.750	10	12	22	2.4	17	1	0	4	1	2	21	2.3
33	FRASER, Giovanni	5-0	39	7.8	3-4	.750	0-0	.000	4-10	.400	2	9	11	2.2	10	0	0	2	2	0	10	2.0
35	THOMAS, Noah	4-0	15	3.8	1-5	.200	0-1	.000	3-4	.750	1	3	4	1.0	6	0	0	6	0	0	5	1.3
20	SINN, Grant	4-0	10	2.5	1-6	.167	1-6	.167	0-0	.000	1	0	1	0.3	2	0	0	0	0	0	3	0.8
12	HUDSON, Chad	5-0	16	3.2	1-3	.333	1-3	.333	0-2	.000	0	2	2	0.4	3	0	2	3	0	1	3	0.6
Team											23	16	39					3				
Total.....		9	1825		279-545	.512	97-215	.451	134-199	.673	106	243	349	38.8	175	2	165	121	26	68	789	87.7
Opponents.....		9	1825		227-539	.421	57-176	.324	124-170	.729	93	199	292	32.4	185	-	101	129	30	53	635	70.6

Losses (0-14)

#	Player	gp-gs	min	avg	Total		3-Point		F-Throw		Rebounds				pf	dq	a	to	blk	stl	pts	avg
					fg-fga	fg%	3fg-fga	3fg%	ft-fa	ft%	off	def	tot	avg								
00	COMBS, Darell	14-14	465	33.2	80-216	.370	20-78	.256	42-54	.778	10	26	36	2.6	38	0	41	40	0	9	222	15.9
15	O'LEARY, Matt	14-14	388	27.7	64-139	.460	23-61	.377	34-44	.773	17	69	86	6.1	33	0	25	23	7	7	185	13.2
25	PATTERSON, Ron	14-7	330	23.6	47-106	.443	30-71	.423	8-11	.727	6	21	27	1.9	36	2	27	19	7	18	132	9.4
05	THOMAS, Kellon	14-14	399	28.5	33-117	.282	12-42	.286	34-37	.919	9	25	34	2.4	33	1	32	18	0	10	112	8.0
45	BRENNAN, Aaron	14-0	249	17.8	38-79	.481	8-21	.381	17-23	.739	10	32	42	3.0	33	2	9	15	4	6	101	7.2
24	HALL, Evan	14-14	291	20.8	43-80	.538	0-0	.000	10-36	.278	35	42	77	5.5	35	0	3	20	13	4	96	6.9
01	HENDERSON, T.J.	14-0	232	16.6	24-56	.429	12-30	.400	10-17	.588	5	12	17	1.2	20	1	23	12	1	11	70	5.0
22	McCALL, D.J.	14-7	300	21.4	22-51	.431	1-7	.143	21-36	.583	26	37	63	4.5	34	0	13	23	5	10	66	4.7
11	JAMES, Josh	14-0	96	6.9	6-17	.353	0-0	.000	8-10	.800	10	20	30	2.1	21	0	1	3	2	1	20	1.4
33	FRASER, Giovanni	9-0	42	4.7	3-10	.300	0-0	.000	2-4	.500	2	1	3	0.3	9	0	0	4	1	0	8	0.9
20	SINN, Grant	2-0	1	0.5	0-0	.000	0-0	.000	0-0	.000	0	0	0	0.0	0	0	0	0	0	0	0	0.0
12	HUDSON, Chad	3-0	4	1.3	0-1	.000	0-0	.000	0-0	.000	0	1	1	0.3	0	0	0	0	0	0	0	0.0
35	THOMAS, Noah	2-0	3	1.5	0-0	.000	0-0	.000	0-0	.000	0	0	0	0.0	0	0	0	0	0	0	0	0.0
Team											30	23	53					4				
Total.....		14	2800		360-872	.413	106-310	.342	186-272	.684	160	309	469	33.5	292	6	174	181	40	76	1012	72.3
Opponents.....		14	2801		400-803	.498	108-282	.383	267-353	.756	135	389	524	37.4	277	-	217	181	74	82	1175	83.9

Home (6-2)

#	Player	gp-gs	min	avg	Total		3-Point		F-Throw		Rebounds				pf	dq	a	to	blk	stl	pts	avg
					fg-fga	fg%	3fg-fga	3fg%	ft-fa	ft%	off	def	tot	avg								
00	COMBS, Darell	8-8	240	30.0	46-109	.422	20-46	.435	27-38	.711	3	9	12	1.5	21	1	20	13	2	3	139	17.4
15	O'LEARY, Matt	8-8	231	28.9	32-59	.542	14-29	.483	13-19	.684	3	62	65	8.1	16	0	20	17	5	7	91	11.4
25	PATTERSON, Ron	8-2	196	24.5	32-63	.508	21-48	.438	6-10	.600	4	25	29	3.6	16	0	18	12	0	11	91	11.4
05	THOMAS, Kellon	8-8	232	29.0	31-77	.403	9-25	.360	16-19	.842	0	7	7	0.9	13	0	28	9	0	10	87	10.9
24	HALL, Evan	8-8	169	21.1	28-40	.700	0-0	.000	20-36	.556	24	22	46	5.8	21	0	9	14	13	3	76	9.5
45	BRENNAN, Aaron	8-0	132	16.5	27-51	.529	6-12	.500	7-10	.700	10	14	24	3.0	11	0	7	7	1	5	67	8.4
01	HENDERSON, T.J.	8-0	133	16.6	16-31	.516	8-17	.471	12-12	1.000	2	13	15	1.9	9	0	13	10	0	9	52	6.5
22	McCALL, D.J.	8-6	161	20.1	13-35	.371	1-3	.333	5-11	.455	15	32	47	5.9	12	0	14	9	2	2	32	4.0
33	FRASER, Giovanni	3-0	31	10.3	3-4	.750	0-0	.000	2-4	.500	2	5	7	2.3	9	0	0	2	1	0	8	2.7
11	JAMES, Josh	8-0	69	8.6	7-13	.538	0-0	.000	3-4	.750	6	13	19	2.4	13	0	0	3	2	3	17	2.1
35	THOMAS, Noah	3-0	12	4.0	0-3	.000	0-0	.000	3-4	.750	1	2	3	1.0	4	0	0	4	0	0	3	1.0
20	SINN, Grant	3-0	7	2.3	1-4	.250	1-4	.250	0-0	.000	1	0	1	0.3	1	0	0	0	0	0	3	1.0
12	HUDSON, Chad	4-0	12	3.0	1-3	.333	1-3	.333	0-2	.000	0	2	2	0.5	2	0	1	3	0	1	3	0.8
Team											21	13	34					3				
Total.....		8	1625		237-492	.482	81-187	.433	114-169	.675	92	219	311	38.9	148	1	130	106	26	54	669	83.6
Opponents.....		8	1625		207-485	.427	48-156	.308	102-142	.718	84	197	281	35.1	161	-	84	114	35	54	564	70.5

Road (3-12)

Road (3-12)					Total		3-Point		F-Throw		Rebounds											
##	Player	gp-gs	min	avg	fg-fga	fg%	3fg-fga	3fg%	ft-fa	ft%	off	def	tot	avg	pf	dq	a	to	blk	stl	pts	avg
00	COMBS, Darell	15-15	492	32.8	88-221	.398	23-83	.277	46-55	.836	9	31	40	2.7	38	0	45	45	1	14	245	16.3
15	O'LEARY, Matt	15-15	423	28.2	81-158	.513	30-69	.435	30-40	.750	18	61	79	5.3	33	0	35	24	9	12	222	14.8
25	PATTERSON, Ron	15-8	344	22.9	49-111	.441	30-71	.423	8-12	.667	7	20	27	1.8	36	2	26	18	7	18	136	9.1
05	THOMAS, Kellon	15-15	425	28.3	34-118	.288	14-43	.326	39-41	.951	10	32	42	2.8	37	1	39	21	0	11	121	8.1
45	BRENNAN, Aaron	15-0	251	16.7	40-78	.513	8-21	.381	18-23	.783	9	35	44	2.9	37	2	12	14	4	5	106	7.1
24	HALL, Evan	15-15	304	20.3	44-83	.530	0-0	.000	13-45	.289	35	46	81	5.4	39	0	4	20	10	5	101	6.7
22	McCALL, D.J.	15-7	318	21.2	30-62	.484	4-14	.286	27-45	.600	32	42	74	4.9	37	0	19	26	5	11	91	6.1
01	HENDERSON, T.J.	15-0	261	17.4	24-59	.407	13-34	.382	13-21	.619	6	14	20	1.3	23	1	27	14	1	14	74	4.9
11	JAMES, Josh	15-0	114	7.6	8-20	.400	0-0	.000	8-10	.800	14	19	33	2.2	25	1	1	4	1	0	24	1.6
33	FRASER, Giovanni	11-0	50	4.5	3-10	.300	0-0	.000	4-10	.400	2	5	7	0.6	10	0	0	4	2	0	10	0.9
35	THOMAS, Noah	3-0	6	2.0	1-2	.500	0-1	.000	0-0	.000	0	1	1	0.3	2	0	0	2	0	0	2	0.7
12	HUDSON, Chad	4-0	8	2.0	0-1	.000	0-0	.000	0-0	.000	0	1	1	0.3	1	0	1	0	0	0	0	0.0
20	SINN, Grant	3-0	4	1.3	0-2	.000	0-2	.000	0-0	.000	0	0	0	0.0	1	0	0	0	0	0	0	0.0
Team											32	26	58				4					
Total.....		15	3000		402-925	.435	122-338	.361	206-302	.682	174	333	507	33.8	319	7	209	196	40	90	1132	75.5
Opponents.....		15	3001		420-857	.490	117-302	.387	289-381	.759	144	391	535	35.7	301	-	234	196	69	81	1246	83.1

2016-2017 POINTS-REBOUNDS-ASSISTS

Opponent	Date	Score	00	01	05	11	12	15	20
			COMBS,DARE	HENDERSON,	THOMAS,KEL	JAMES,JOSH	HUDSON,CHA	O'LEARY,MA	SINN,GRANT
at Eastern Kentucky	11/11/16	87-97	L 28-0-4	10-3-1	11-4-2	3-4-0	DNP	7-6-2	DNP
at Michigan	11/13/16	65-77	L 22-2-2	2-1-2	10-4-3	0-3-0	DNP	13-3-1	DNP
HOWARD	11/18/16	77-55	w 11-0-2	14-2-1	7-0-3	4-1-0	0-1-0	10-10-4	0-0-0
EASTERN MICHIGAN	11/19/16	83-71	w 9-0-7	0-1-1	14-1-6	2-3-0	DNP	11-9-4	DNP
at Marquette	11/22/16	79-104	L 15-0-4	6-2-2	2-3-2	2-1-0	0-1-0	12-9-5	DNP
at SIUE	11/26/16	58-61	L 16-4-2	2-2-6	0-2-2	2-2-0	DNP	22-8-2	DNP
at Illinois State	11/30/16	63-77	L 13-3-3	0-0-0	9-2-2	0-0-0	DNP	17-7-3	DNP
at Ball State	12/03/16	73-62	w 21-1-4	0-0-1	6-4-5	0-2-0	DNP	20-3-3	DNP
at Illinois	12/06/16	77-85	L 18-3-4	0-0-1	6-3-1	2-2-0	DNP	25-6-1	DNP
at Miami	12/10/16	68-71	L 13-2-3	5-1-1	6-2-4	0-2-1	DNP	11-8-2	DNP
URBANA	12/12/16	109-67	w 28-2-2	11-6-3	11-3-5	2-2-0	3-1-1	10-9-3	3-1-0
at Southern Utah	12/17/16	101-81	w 16-2-3	11-4-3	9-3-3	4-2-0	0-0-1	20-0-2	0-0-0
at Northwestern	12/20/16	65-87	L 7-3-1	10-1-2	3-2-3	5-1-0	DNP	13-7-4	DNP
MARIAN	12/28/16	81-60	w 23-2-2	6-1-2	8-1-3	3-5-0	0-0-0	10-6-2	0-0-0
WESTERN ILLINOIS	12/31/16	89-71	w 28-3-3	7-2-1	15-1-3	4-2-0	0-0-0	20-9-3	DNP
at North Dakota State	01/05/17	89-93	L 13-2-3	7-3-1	21-3-3	2-5-0	DNP	16-5-3	DNP
at South Dakota	01/07/17	74-85	L 27-5-2	3-1-0	7-3-1	2-2-0	0-0-0	14-7-2	0-0-0
OMAHA	01/11/17	71-79	L 13-2-2	2-0-0	10-0-4	2-4-0	DNP	11-6-0	DNP
at Oral Roberts	01/14/17	91-85	w 8-4-1	3-0-2	15-2-3	2-3-0	DNP	17-5-5	DNP
SOUTH DAKOTA STATE	01/18/17	85-83	w 18-2-0	4-2-3	11-0-4	0-2-0	DNP	10-7-4	DNP
DENVER	01/21/17	74-78	L 9-1-2	8-1-2	11-1-0	0-0-0	DNP	9-9-0	DNP
at Fort Wayne	01/25/17	73-103	L 7-6-5	11-1-3	9-3-4	0-1-0	0-0-0	9-4-0	0-0-0
at Western Illinois	1/28/17	69-78	L 21-3-4	4-1-2	7-2-1	0-3-0	DNP	6-1-0	DNP

Opponent	Date	Score	22	24	25	33	35	45
			MCCALL,DJ	HALL,EVAN	PATTERSON,	FRASER,GIO	THOMAS,NOA	BRENNAN,AA
at Eastern Kentucky	11/11/16	87-97	L 5-3-1	1-10-0	11-0-1	2-0-0	DNP	9-4-3
at Michigan	11/13/16	65-77	L 6-7-1	3-5-0	2-1-1	0-0-0	DNP	7-2-0
HOWARD	11/18/16	77-55	w 2-4-3	6-2-2	15-2-2	3-2-0	1-0-0	4-1-2
EASTERN MICHIGAN	11/19/16	83-71	w 5-3-0	12-11-2	17-5-1	DNP	DNP	13-5-0
at Marquette	11/22/16	79-104	L 10-6-1	4-1-0	15-1-2	4-2-0	0-0-0	9-3-0
at SIUE	11/26/16	58-61	L 1-2-0	4-1-0	3-3-2	DNP	DNP	8-5-0
at Illinois State	11/30/16	63-77	L 0-3-0	4-7-0	15-2-3	0-1-0	DNP	5-4-0
at Ball State	12/03/16	73-62	w 6-13-2	14-6-0	0-1-1	DNP	DNP	6-2-0
at Illinois	12/06/16	77-85	L 8-1-1	10-6-0	3-2-2	0-0-0	DNP	5-2-0
at Miami	12/10/16	68-71	L 14-7-0	5-9-1	8-2-0	0-0-0	DNP	6-2-1
URBANA	12/12/16	109-67	w 4-4-2	12-3-4	10-6-3	0-3-0	2-3-0	13-5-4
at Southern Utah	12/17/16	101-81	w 4-4-1	11-3-1	15-3-6	2-4-0	2-1-0	7-3-2
at Northwestern	12/20/16	65-87	L 9-5-0	6-8-0	8-2-1	0-0-0	DNP	4-1-0
MARIAN	12/28/16	81-60	w 4-11-7	4-5-1	5-3-2	5-2-0	0-0-0	13-4-1
WESTERN ILLINOIS	12/31/16	89-71	w 2-9-0	8-7-0	2-2-0	DNP	DNP	3-3-0
at North Dakota State	01/05/17	89-93	L 3-11-2	8-5-1	11-2-3	DNP	DNP	8-4-1
at South Dakota	01/07/17	74-85	L 2-0-3	11-4-1	5-1-1	0-0-0	DNP	3-0-2
OMAHA	01/11/17	71-79	L 0-8-2	21-11-0	10-2-4	DNP	DNP	2-3-0
at Oral Roberts	01/14/17	91-85	w 21-6-5	7-8-0	12-3-0	0-0-0	DNP	6-2-1
SOUTH DAKOTA STATE	01/18/17	85-83	w 9-4-0	7-5-0	19-4-2	DNP	DNP	7-1-0
DENVER	01/21/17	74-78	L 6-4-0	6-2-0	13-5-4	DNP	DNP	12-2-0
at Fort Wayne	01/25/17	73-103	L 2-4-1	11-0-0	11-2-0	2-0-0	0-0-0	11-4-1
at Western Illinois	1/28/17	69-78	L 0-2-1	2-8-0	17-2-3	DNP	DNP	12-6-1

2016-2017 INDIVIDUAL SUPERLATIVES

	IUPUI	Opponent
Points	28 - three times	32 - Malcolm Hill at Illinois (12/6/16)
Field Goals Made	11 - Darell Combs vs. W. Illinois (12/31/16)	11 - Malcolm Hill at Illinois (12/6/16)
Field Goals Attempted	19 - twice	18 - twice
Highest FG Pct. (min. 5 made)	.889 (8-9) - Matt O'Leary at S. Utah (12/17/16)	1.000 (6-6) - Luke Fischer at Marquette (11/22/16)
3-Pt Field Goals Made	6 - Darell Combs vs. Urbana (12/12/16)	5 - twice
3-Pt Field Goals Attempted	10 - Darell Combs at Ball State (12/3/16)	12 - Sean Sellers at Ball State (12/3/16)
3-Pt FG Pct. (min. 3 made)	1.000 (3-3) - Kellon Thomas at Oral Roberts (1/14/17)	.750 (3-4) - four times
Free Throws Made	9 - Kellon Thomas at N. Dakota State (1/5/17)	16 - Asante Gist at EKU (11/11/16)
Free Throws Attempted	11 - Kellon Thomas at N. Dakota State (1/5/17)	22 - Asante Gist at EKU (11/11/16)
Free Throw Pct. (min. 5 made)	1.000 (8-8) - Darell Combs at Marquette (11/22/16)	1.000 (12-12) - Nick Mayo at EKU (11/11/16)
Offensive Rebounds	6 - twice	6 - twice
Defensive Rebounds	10 - Matt O'Leary vs. Howard (11/18/16)	12 - Sanjay Lumpkin at Northwestern (12/20/16)
Total Rebounds	13 - D.J. McCall at Ball State (12/3/16)	14 - D.J. Wilson at Michigan (11/13/16)
Assists	7 - twice	9 - twice
Turnovers	6 - Darell Combs at N. Dakota State (1/5/17)	7 - Michael Weathers at Miami (OH) (12/10/16)
Blocked Shots	3 - four times	6 - Gavin Skelly at Northwestern (12/20/16)
Steals	4 - three times	5 - twice
Minutes Played (regulation game)	39 - Darell Combs at SIUE (11/26/16)	39 - twice
Minutes Played (OT game)	36 - Darell Combs vs. SDSU (1/18/17)	41 - A.J. Hess vs. SDSU (1/18/17)

2016-2017 COMPARISON STATISTICS

Opponent	1st	2nd	Score	Mar	Total FG	FG Pct	3-Pointers	3FG Pct	Free Throws	FT Pct	Rebounds	Assist	T/Over	Block	Steal	Fouls	
Eastern Kentucky	28/42	59/55	87-97	(10)	29-66/21-52	.439/.404	9-25/10-25	.360/.400	20-27/45-56	.741/.804	37/37	-	14/11	14/13	5/3	3/3	37/28
Michigan	32/43	33/34	65-77	(12)	23-57/27-60	.404/.450	5-14/7-21	.357/.333	14-19/16-18	.737/.889	31/40	(9)	10/10	8/9	2/7	3/4	17/15
HOWARD	39/23	38/32	77-55	+22	25-53/16-45	.472/.356	12-30/0-9	.400/.000	15-30/23-34	.500/.676	33/40	(7)	19/4	7/14	0/4	7/1	29/25
EASTERN MICHIGAN	36/22	47/49	83-71	+12	27-57/25-68	.474/.368	10-20/3-17	.500/.176	19-26/18-22	.731/.818	42/37	+5	21/8	19/14	1/4	9/12	20/22
Marquette	37/57	42/47	79-104	(25)	28-68/36-63	.412/.571	6-20/9-23	.300/.391	17-25/23-26	.680/.885	30/39	(9)	16/22	14/13	0/4	7/9	20/24
SIUE	35/34	23/27	58-61	(3)	24-63/18-51	.381/.353	4-16/3-12	.250/.250	6-11/22-31	.545/.710	35/46	(11)	14/7	10/15	2/1	6/2	26/19
Illinois State	29/44	34/33	63-77	(14)	21-54/30-60	.389/.500	6-19/6-18	.316/.333	15-20/11-21	.750/.524	31/42	(11)	11/18	14/13	5/9	6/7	17/20
Ball State	29/36	44/26	73-62	+11	25-56/25-62	.446/.403	6-20/9-29	.300/.310	17-25/3-10	.680/.300	38/38	-	16/16	11/14	2/3	8/1	16/21
Illinois	42/41	35/44	77-85	(8)	27-60/27-49	.450/.551	8-26/7-16	.308/.438	15-18/24-30	.833/.800	28/29	(1)	10/14	14/15	2/2	7/7	20/15
Miami	28/42	40/29	68-71	(3)	25-61/27-59	.410/.458	10-33/8-20	.303/.400	8-15/9-15	.533/.600	38/34	+4	13/17	17/17	6/3	9/4	21/20
URBANA	58/35	51/32	109-67	+42	37-58/23-69	.638/.333	17-29/10-29	.586/.345	18-22/11-11	.818/1000	50/20	+30	27/10	21/10	3/0	3/11	16/19
Southern Utah	51/29	50/52	101-81	+20	38-63/25-52	.603/.481	13-28/7-17	.464/.412	12-20/24-31	.600/.774	34/26	+8	22/23	14/18	3/1	10/3	25/20
Northwestern	31/46	34/41	65-87	(22)	24-67/31-64	.358/.484	6-22/9-26	.273/.346	11-21/16-18	.524/.889	37/47	(10)	11/23	7/9	2/12	4/3	18/20
MARIAN	38/24	43/36	81-60	+21	29-62/24-64	.468/.375	10-24/5-19	.417/.263	13-21/7-11	.619/.636	42/39	+3	20/9	16/17	7/5	7/9	15/22
WESTERN ILLINOIS	47/39	42/32	89-71	+18	31-65/27-61	.477/.443	7-14/10-24	.500/.417	20-23/7-11	.870/.636	41/31	+10	10/12	10/15	3/4	6/4	17/21
North Dakota State	41/42	48/51	89-93	(4)	28-76/27-52	.368/.519	12-30/10-20	.400/.500	21-28/29-39	.750/.744	45/33	+12	17/16	12/11	1/2	7/6	27/23
South Dakota	37/39	37/46	74-85	(11)	26-55/30-53	.473/.566	8-16/4-11	.500/.364	14-18/21-31	.778/.677	27/29	(2)	12/14	17/12	1/6	1/7	25/20
OMAHA	32/40	39/39	71-79	(8)	29-71/30-64	.408/.469	5-19/7-21	.263/.333	8-14/12-18	.571/.667	44/40	+4	12/13	17/14	4/10	7/10	19/18
Oral Roberts	50/47	41/38	91-85	+6	34-62/30-60	.548/.500	11-22/9-17	.500/.529	12-18/16-17	.667/.941	36/25	+11	17/17	15/11	2/4	7/8	17/19
SOUTH DAKOTA STATE	45/43	33/35	85-83	+2	33-69/32-58	.478/.552	11-28/4-15	.393/.267	8-14/15-23	.571/.652	33/36	(3)	13/12	8/16	5/5	11/4	20/16
DENVER	43/38	31/40	74-78	(4)	26-57/30-56	.456/.536	9-23/9-22	.391/.409	13-19/9-12	.684/.750	26/38	(12)	8/16	8/14	3/3	4/3	12/18
Fort Wayne	32/48	41/55	73-103	(30)	26-59/38-66	.441/.576	8-20/13-30	.400/.433	13-22/14-16	.591/.875	28/37	(9)	14/22	20/16	2/7	5/13	14/23
Western Illinois	29/30	40/48	69-78	(9)	24-58/28-54	.414/.519	10-27/6-17	.370/.353	11-15/16-22	.733/.727	32/33	(1)	12/14	9/10	5/5	7/4	19/14

2016-2017 TEAM SUPERLATIVES

IUPUI High	IUPUI Low	Statistical Category	Opponent High	Opponent Low
109 vs. Urbana (12/12)	58 at SIUE (11/26)	Points	104 at Marquette (11/22)	55 vs. Howard (11/18)
58 vs. Urbana (12/12)	28 - twice	First Half Points	57 at Marquette (11/22)	22 vs. E. Michigan (11/19)
59 at E. Kentucky (11/11)	31 vs. Denver (1/21)	Second Half Points	55 at twice	26 at Ball State (12/3)
38 at S. Utah (12/17)	21 at Illinois St. (11/26)	Field Goals	38 at Fort Wayne (1/25)	16 vs. Howard (11/18)
76 at N. Dakota St. (1/5)	53 vs. Howard (11/18)	Field Goal Attempts	69 vs. Urbana (12/12)	45 vs. Howard (11/18)
.638 vs. Urbana (12/12)	.358 at Northwestern (12/20)	FG Percentage	.576 at Fort Wayne (1/25)	.333 vs. Urbana (12/12)
17 vs. Urbana (12/12)	4 at SIUE (11/26)	3-Point Field Goals	13 at Fort Wayne (1/25)	0 vs. Howard (11/18)
33 at Miami (12/10)	14 - twice	3-Point Field Goal Att.	30 at Fort Wayne (1/25)	9 vs. Howard (11/18)
.586 vs. Urbana (12/12)	.250 at SIUE (11/26)	3-Point FG Percentage	.529 at Oral Roberts (1/14)	.000 vs. Howard (11/18)
21 at N. Dakota St. (1/5)	6 - twice	Free Throws	45 at E. Kentucky (11/11)	3 at Ball State (12/3)
30 vs. Howard (11/18)	11 at SIUE (11/26)	Free Throw Attempts	56 at E. Kentucky (11/11)	10 at Ball State (12/3)
.870 vs. W. Illinois (12/31)	.500 vs. Howard (11/18)	Free Throw Percentage	1.000 vs. Urbana (12/12)	.300 at Ball State (12/3)
22 at N. Dakota St. (1/5)	5 at South Dakota (1/7)	Offensive Rebounds	17 vs. E. Michigan (11/19)	5 - twice
41 vs. Urbana (12/12)	16 at Marquette (11/22)	Defensive Rebounds	33 - twice	15 vs. Urbana (12/12)
50 vs. Urbana (12/12)	26 vs. Denver (1/21)	Total Rebounds	47 at Northwestern (12/20)	20 vs. Urbana (12/12)
37 at E. Kentucky (11/11)	12 vs. Denver (1/21)	Fouls	28 at E. Kentucky (11/11)	14 at Western Illinois (1/28)
27 vs. Urbana (12/12)	8 vs. Denver (1/21)	Assists	23 at Northwestern (12/20)	4 vs. Howard (11/18)
21 vs. Urbana (12/12)	7 - twice	Turnovers	18 at S. Utah (12/17)	9 - twice
7 vs. Marian (12/28)	0 - twice	Blocked Shots	12 at Northwestern (12/20)	0 vs. Urbana (12/12)
11 vs. S. Dakota St. (1/18)	1 at South Dakota (1/7)	Steals	13 at Fort Wayne (1/25)	1 - twice

2016-2017 GAME-BY-GAME LEADERS / STARTING FIVES

Opponent	Starting 5	Points	Rebounds	Assists	Blocks	Steals
# St. Joseph's	Combs-Hall-O'Leary-Patterson-Thomas	2 tied w/ 14	2 tied w/ 7	2 tied w/ 4	5 tied w/ 1	3 tied w/ 1
at E. Kentucky	Combs-Hall-O'Leary-Patterson-Thomas	Combs (28)	Hall (10)	Combs (4)	2 tied w/ 2	3 tied w/ 1
at Michigan	Combs-Hall-O'Leary-Patterson-Thomas	Combs (22)	McCall (7)	K. Thomas (3)	2 tied w/ 1	3 tied w/ 1
Howard	Combs-Hall-O'Leary-Patterson-Thomas	Patterson (15)	O'Leary (10)	O'Leary (4)	---	2 tied w/ 2
E. Michigan	Combs-Hall-O'Leary-Patterson-Thomas	Patterson (17)	Hall (11)	Combs (7)	Hall (1)	4 tied w/ 2
at Marquette	Combs-Hall-O'Leary-Patterson-Thomas	2 tied w/ 15	O'Leary (9)	O'Leary (5)	---	Patterson (4)
at SIUE	Combs-Hall-O'Leary-Patterson-Thomas	O'Leary (22)	O'Leary (8)	Henderson (6)	2 tied w/ 1	2 tied w/ 2
at Illinois St.	Combs-Hall-O'Leary-Patterson-Thomas	O'Leary (17)	2 tied w/ 7	3 tied w/ 3	Patterson (2)	3 tied w/ 2
at Ball St.	Combs-Hall-O'Leary-Patterson-Thomas	Combs (21)	McCall (13)	K. Thomas (5)	2 tied w/ 1	O'Leary (4)
at Illinois	Combs-Hall-O'Leary-Patterson-Thomas	O'Leary (25)	2 tied w/ 6	Combs (4)	2 tied w/ 1	Patterson (2)
at Miami (OH)	Combs-Hall-O'Leary-Patterson-Thomas (3-7)	McCall (14)	Hall (9)	K. Thomas (4)	Hall (3)	Patterson (3)
Urbana	Combs-Hall-McCall-O'Leary-Thomas	Combs (28)	O'Leary (9)	K. Thomas (5)	Hall (2)	3 tied w/ 1
at Southern Utah	Combs-Hall-McCall-O'Leary-Thomas	O'Leary (20)	3 tied w/ 4	Patterson (6)	3 tied w/ 1	Henderson (4)
at Northwestern	Combs-Hall-McCall-O'Leary-Thomas	O'Leary (13)	Hall (8)	O'Leary (4)	2 tied w/ 1	O'Leary (2)
Marian	Combs-Hall-McCall-O'Leary-Thomas	Combs (23)	McCall (11)	McCall (7)	O'Leary (3)	Henderson (2)
W. Illinois	Combs-Hall-McCall-O'Leary-Thomas	Combs (28)	2 tied w/ 9	3 tied w/ 3	Hall (3)	Patterson (3)
at N. Dakota St.	Combs-Hall-McCall-O'Leary-Thomas	K. Thomas (21)	McCall (11)	4 tied w/ 3	O'Leary (1)	2 tied w/ 2
at S. Dakota	Combs-Hall-McCall-O'Leary-Thomas	Combs (27)	O'Leary (7)	McCall (3)	McCall (1)	O'Leary (1)
Omaha	Combs-Hall-McCall-O'Leary-Thomas	Hall (21)	Hall (11)	2 tied w/ 4	Hall (3)	Patterson (3)
at Oral Roberts	Combs-Hall-McCall-O'Leary-Thomas	McCall (21)	Hall (8)	2 tied w/ 5	2 tied w/ 1	3 tied w/ 2
S. Dakota St.	Combs-Hall-McCall-O'Leary-Thomas	Patterson (19)	O'Leary (7)	2 tied w/ 4	Hall (2)	Henderson (3)
Denver	Combs-Hall-McCall-O'Leary-Thomas	Patterson (13)	O'Leary (9)	Patterson (4)	Hall (2)	4 tied w/ 1
at Fort Wayne	Combs-Hall-McCall-O'Leary-Thomas	4 tied w/ 11	Combs (6)	Combs (5)	2 tied w/ 1	5 tied w/ 1
at W. Illinois	Combs-Hall-McCall-O'Leary-Thomas (6-7)	Combs (21)	Hall (8)	Combs (4)	Patterson (2)	2 tied w/ 2
N. Dakota St.						
at Omaha						
Oral Roberts						
at S. Dakota St.						
at Denver						
Fort Wayne						
S. Dakota						
Summit Quarters						
Summit Semis						
Summit Finals						

HEAD COACH JASON GARDNER



Jason Gardner was named the eighth head coach in IUPUI men's basketball program's history on April 2, 2014. Gardner, the 1999 winner of the Indiana Mr. Basketball Award, spent a year on the University of Memphis bench and two seasons at Loyola prior to that.

In his first season on the Jaguars' bench, he guided IUPUI to 10 wins, more than tripling the program's Division I win total from a year prior. His hiring paid immediate dividends on the recruiting trail, as he immediately inked five Division I transfers, four of whom were former in-state

standouts.

In year two, Gardner led the Jags to a 13-win season against one of the nation's stiffest schedules, including a 9-7 mark in league play and a finish in the top half of the league standings.

Gardner has shown he's a proven recruiter, inking talent, both through high school signees, transfers and graduate transfers.

While at Memphis, Gardner helped the Tigers to a 24-10 record as Shaq Goodwin and Joe Jackson earned All-Conference accolades. In addition, Memphis forward Austin Nichols was a unanimous selection to the American Athletic Conference All-Rookie Team after averaging 9.1 points and 4.2 boards per game. Gardner was a college teammate of current Memphis Head Coach Josh Pastner at Arizona.

Prior to coming to Memphis, Gardner was an assistant under Porter Moser at Loyola, helping the Ramblers to an eight-game improvement from 2011-12 to 2012-13. He coached Ben Averkamp to All-Horizon League accolades for two straight seasons, while Loyola point guard Cully Payne was a Bob Cousy Award nominee. He also helped recruit one of the top signing classes in the Horizon League prior to the 2012-13 season. Gardner's coaching career began in 2010 when he served as an assistant at nearby Cathedral High School.

Gardner's racked up numerous accolades during his prestigious high school, college and professional playing careers. He was a 1999 McDonald's and Parade All-American while at North Central High School, finishing his prep career with a school record 1,669 points. He was a two-time Gatorade Circle of Champions Indiana Player of the Year and was named the 1998-99 Indianapolis County Player of the Year by The Indianapolis Star and Indianapolis News. His senior season, he helped NCHS to the IHSAA 4A state championship and Tournament of Champions title while averaging 22.6 points, 4.7 rebounds, 4.0 assists and 3.0 steals per game.

The 5-foot-10 point guard was recruited to the University of Arizona by legendary Head Coach Lute Olsen, where he was a four-year All-American for the Wildcats. He was the 2002-03 Naismith National Player of the Year and Lowe's Senior CLASS award recipient. He was the 2000 consensus National Freshman of the Year and closed his career as one of four players in Pac-12 history with 1,500 points, 500 assists and 200 steals for a career. He helped lead Arizona to two Pac-12 regular season titles (2000, 2003) and four consecutive NCAA Tournament berths. The Wildcats made three Sweet Sixteens (2001, 2002, 2003), two Elite Eights (2001, 2003) and were the NCAA national runner-up in 2001. All total, Arizona won 107 games during Gardner's four seasons and he still holds school records for games started (135) and minutes played (4,825), while ranking third in school history with 1,984 career points. He also finished second in threes made (318) and fourth in assists (622). He earned his degree from the university in 2011 in disciplinary studies.

Gardner later played professionally overseas for more than eight years, primarily in Germany. In 2009, he was named MVP of German Basketball Bundesliga after helping Oldenburg to the league crown, averaging 13.7 points, 4.0 assists and 3.0 boards per game. He was a two-time Basketball Bundesliga All-Star, including starting the 2007 game.

Gardner is married to the former Jacquelyn Maxberry and the couple has four children, Jasper, Jason Jr., Jacob and Jackson.



THE GARDNER FILE

School:Arizona, '11

Seasons with IUPUI: third season

Career Record:32-54 (3rd year)

Coaching Experience:

..... 2014-pres., Head Coach, IUPUI

..... 2013-14, Assistant Coach, Memphis

..... 2011-13, Assistant Coach, Loyola (Ill.)

.....2010-11, Assistant Coach, Cathedral H.S.



IUPUI PLAYER CAREER STATS

BRENNAN, Aaron

Season	gp-gs	min/avg	Total		3-Point		F-Throws		Rebounds				pf	fo	ast	to	blk	stl	Scoring	
			fg-fga	pct	fg-fga	pct	ft-fa	pct	off	def	tot	avg							pts	avg
2014-15	28-24	585/20.9	71-136	.522	3-8	.375	33-46	.717	36	52	88	3.1	72	1	27	44	7	21	178	6.4
2015-16	32-9	569/17.8	55-144	.382	1-9	.111	26-31	.839	37	78	115	3.6	68	0	33	31	11	12	137	4.3
2016-17	23-0	383/16.7	67-129	.519	14-33	.424	25-33	.758	19	49	68	3.0	48	2	19	21	5	10	173	7.5
TOTAL	83-33	1537/18.5	193-409	.472	18-50	.360	84-110	.764	92	179	271	3.3	188	3	79	96	23	43	488	5.9

COMBS, Darell

Season	gp-gs	min/avg	Total		3-Point		F-Throws		Rebounds				pf	fo	ast	to	blk	stl	Scoring	
			fg-fga	pct	fg-fga	pct	ft-fa	pct	off	def	tot	avg							pts	avg
2015-16	31-29	947/30.5	165-386	.427	58-139	.417	117-155	.755	12	58	70	2.3	93	3	68	101	1	31	505	16.3
2016-17	23-23	732/31.8	134-330	.406	43-129	.333	73-93	.785	12	40	52	2.3	59	1	65	58	3	17	384	16.7
TOTAL	54-52	1679/31.1	299-716	.418	101-268	.377	190-248	.766	24	98	122	2.3	152	4	133	159	4	48	889	16.5

FRASER, Giovanni

Season	gp-gs	min/avg	Total		3-Point		F-Throws		Rebounds				pf	fo	ast	to	blk	stl	Scoring	
			fg-fga	pct	fg-fga	pct	ft-fa	pct	off	def	tot	avg							pts	avg
2016-17	14-0	81/5.8	6-14	.429	0-0	.000	6-14	.429	4	10	14	1.0	19	0	0	6	3	0	18	1.3
TOTAL	14-0	81/5.8	6-14	.429	0-0	.000	6-14	.429	4	10	14	1.0	19	0	0	6	3	0	18	1.3

HALL, Evan

Season	gp-gs	min/avg	Total		3-Point		F-Throws		Rebounds				pf	fo	ast	to	blk	stl	Scoring	
			fg-fga	pct	fg-fga	pct	ft-fa	pct	off	def	tot	avg							pts	avg
2015-16	23-11	383/16.7	50-97	.515	1-1	1.000	19-47	.404	41	50	91	4.0	67	4	14	17	7	10	120	5.2
2016-17	23-23	473/20.6	72-123	.585	0-0	.000	33-81	.407	59	68	127	5.5	60	0	13	34	23	8	177	7.7
TOTAL	46-34	856/18.6	122-220	.555	1-1	1.000	52-128	.406	100	118	218	4.7	127	4	27	51	30	18	297	6.5

HENDERSON, T.J.

Season	gp-gs	min/avg	Total		3-Point		F-Throws		Rebounds				pf	fo	ast	to	blk	stl	Scoring	
			fg-fga	pct	fg-fga	pct	ft-fa	pct	off	def	tot	avg							pts	avg
2015-16	32-2	522/16.3	49-130	.377	22-64	.344	27-39	.692	5	48	53	1.7	48	1	35	44	2	30	147	4.6
2016-17	23-0	394/17.1	40-90	.444	21-51	.412	25-33	.758	8	27	35	1.5	32	1	40	24	1	23	126	5.5
TOTAL	55-2	916/16.7	89-220	.405	43-115	.374	52-72	.722	13	75	88	1.6	80	2	75	68	3	53	273	5.0

HUDSON, Chad

Season	gp-gs	min/avg	Total		3-Point		F-Throws		Rebounds				pf	fo	ast	to	blk	stl	Scoring	
			fg-fga	pct	fg-fga	pct	ft-fa	pct	off	def	tot	avg							pts	avg
2016-17	8-0	20/2.5	1-4	.250	1-3	.333	0-2	.000	0	3	3	0.4	3	0	2	3	0	1	3	0.4
TOTAL	8-0	20/2.5	1-4	.250	1-3	.333	0-2	.000	0	3	3	0.4	3	0	2	3	0	1	3	0.4

JAMES, Josh

Season	gp-gs	min/avg	Total		3-Point		F-Throws		Rebounds				pf	fo	ast	to	blk	stl	Scoring	
			fg-fga	pct	fg-fga	pct	ft-fa	pct	off	def	tot	avg							pts	avg
2013-14	21-0	122/5.8	17-25	.680	0-0	.000	9-11	.818	12	15	27	1.3	22	0	3	4	1	4	43	2.0
2014-15	31-13	396/12.8	38-79	.481	0-0	.000	22-32	.688	29	58	87	2.8	63	2	12	32	16	9	98	3.2
2016-17	23-0	183/8.0	15-33	.455	0-0	.000	11-14	.786	20	32	52	2.3	38	1	1	7	3	3	41	1.8
TOTAL	75-13	701/9.3	70-137	.511	0-0	.000	42-57	.737	61	105	166	2.2	123	3	16	43	20	16	182	2.4

McCALL, D.J.

Season	gp-gs	min/avg	Total		3-Point		F-Throws		Rebounds				pf	fo	ast	to	blk	stl	Scoring	
			fg-fga	pct	fg-fga	pct	ft-fa	pct	off	def	tot	avg							pts	avg
2014-15	31-15	664/21.4	52-124	.419	6-19	.316	39-61	.639	31	58	89	2.9	49	1	38	55	1	19	149	4.8
2016-17	23-13	479/20.8	43-97	.443	5-17	.294	32-56	.571	47	74	121	5.3	49	0	33	35	7	13	123	5.3
TOTAL	54-28	1143/21.2	95-221	.430	11-36	.306	71-117	.607	78	132	210	3.9	98	1	71	90	8	32	272	5.0

IUPUI PLAYER CAREER STATS

O'LEARY, Matt

			Total		3-Point		F-Throws		Rebounds											Scoring	
Season	gp-gs	min/avg	fg-fga	pct	fg-fga	pct	ft-fa	pct	off	def	tot	avg	pf	fo	ast	to	blk	stl	pts	avg	
2015-16	32-32	896/28.0	128-264	.485	28-101	.277	45-78	.577	40	151	191	6.0	70	2	69	56	10	32	329	10.3	
2016-17	23-23	654/28.4	113-217	.521	44-98	.449	43-59	.729	21	123	144	6.3	49	0	55	41	14	19	313	13.6	
TOTAL	55-55	1550/28.2	241-481	.501	72-199	.362	88-137	.642	61	274	335	6.1	119	2	124	97	24	51	642	11.7	

PATTERSON, Ron

			Total		3-Point		F-Throws			Rebounds											Scoring	
Season	gp-gs	min/avg	fg-fga	pct	fg-fga	pct	ft-fa	pct	off	def	tot	avg	pf	fo	ast	to	blk	stl	pts	avg		
2016-17	23-10	540/23.5	81-174	.466	51-119	.429	14-22	.636	11	45	56	2.4	52	2	44	30	7	29	227	9.9		
TOTAL	23-10	540/23.5	81-174	.466	51-119	.429	14-22	.636	11	45	56	2.4	52	2	44	30	7	29	227	9.9		

SINN, Grant

			Total		3-Point		F-Throws		Rebounds										Scoring	
Season	gp-gs	min/avg	fg-fga	pct	fg-fga	pct	ft-fa	pct	off	def	tot	avg	pf	fo	ast	to	blk	stl	pts	avg
2015-16	8-0	8/1.0	0-3	.000	0-3	.000	0-0	.000	0	1	1	0.1	0	0	0	1	0	0	0	0.0
2016-17	6-0	11/1.8	1-6	.167	1-6	.167	0-0	.000	1	0	1	0.2	2	0	0	0	0	0	3	0.5
TOTAL	14-0	19/1.4	1-9	.111	1-9	.111	0-0	.000	1	1	2	0.1	2	0	0	1	0	0	3	0.2

THOMAS, Kellon

			Total		3-Point		F-Throws		Rebounds											Scoring	
Season	gp-gs	min/avg	fg-fga	pct	fg-fga	pct	ft-fa	pct	off	def	tot	avg	pf	fo	ast	to	blk	stl	pts	avg	
2016-17	23-23	657/28.6	65-195	.333	23-68	.338	55-60	.917	10	39	49	2.1	50	1	67	30	0	21	208	9.0	
TOTAL	23-23	657/28.6	65-195	.333	23-68	.338	55-60	.917	10	39	49	2.1	50	1	67	30	0	21	208	9.0	

THOMAS, Noah

			Total		3-Point		F-Throws		Rebounds											Scoring	
Season	gp-gs	min/avg	fg-fga	pct	fg-fga	pct	ft-fa	pct	off	def	tot	avg	pf	fo	ast	to	blk	stl	pts	avg	
2016-17	6-0	18/3.0	1-5	.200	0-1	.000	3-4	.750	1	3	4	0.7	6	0	0	6	0	0	5	0.8	
TOTAL	6-0	18/3.0	1-5	.200	0-1	.000	3-4	.750	1	3	4	0.7	6	0	0	6	0	0	5	0.8	

ACTIVE PLAYER CAREER RANKINGS

Games Played		Games Started		Minutes		Points		Rebounds		Assists		Steals	
1. Brennan	83	1. O'Leary	55	1. Combs	1678	1. Combs	889	1. O'Leary	335	1. Combs	133	1. Henderson	53
2. James	75	2. Combs	52	2. O'Leary	1550	2. O'Leary	642	2. Brennan	271	2. O'Leary	124	2. O'Leary	51
t-3. Henderson	55	3. Hall	34	3. Brennan	1537	3. Brennan	488	3. Hall	218	3. Brennan	79	3. Combs	48
t-3. O'Leary	55	4. Brennan	33	4. McCall	1143	4. Hall	297	4. McCall	210	5. Henderson	75	4. Brennan	43
t-5. Combs	54	5. McCall	28	5. Henderson	916	5. Henderson	273	5. James	166	4. McCall	71	5. McCall	32
t-5. McCall	54	6. K. Thomas	23	6. Hall	856	6. McCall	272	6. Combs	122	6. K. Thomas	67	6. Patterson	29
7. Hall	46	7. James	13	7. James	701	7. Patterson	227	7. Henderson	88	7. Patterson	44	7. K. Thomas	21
t-8. Patterson	23	8. Patterson	10	8. K. Thomas	658	8. K. Thomas	208	8. Patterson	56	8. Hall	28	8. Hall	18
t-8. K. Thomas	23	9. Patterson	2	9. Patterson	540	9. James	182	9. K. Thomas	49	9. James	16	9. James	16
t-10. Fraser	14	t-10. Fraser	0	10. Fraser	81	10. Fraser	18	10. Fraser	14	10. Hudson	2	10. Hudson	1
t-10. Sinn	14	t-10. Hudson	0	11. Hudson	20	11. N. Thomas	5	11. N. Thomas	4	t-11. Fraser	0	t-11. Fraser	0
t-12. Hudson	8	t-10. Sinn	0	12. Sinn	19	t-12. Hudson	3	t-12. Hudson	3	t-11. Sinn	0	t-11. Sinn	0
13. N. Thomas	6	t-10. N. Thomas	0	13. N. Thomas	18	t-12. Sinn	3	13. Sinn	2	t-11. N. Thomas	0	t-11. N. Thomas	0

Field Goals Made		FG Attempts		Free Throws Made		FT Attempts		Threes Made		Threes Attempted		Blocks	
1. Combs	299	1. Combs	716	1. Combs	191	1. Combs	248	1. Combs	101	1. Combs	268	1. Hall	30
2. O'Leary	242	2. O'Leary	481	2. O'Leary	87	2. O'Leary	137	2. O'Leary	72	2. O'Leary	199	2. O'Leary	24
3. Brennan	193	3. Brennan	409	3. Brennan	84	3. Hall	128	3. Patterson	51	3. Patterson	119	3. Brennan	23
4. Hall	122	4. McCall	221	4. McCall	71	4. McCall	117	4. Henderson	43	4. Henderson	115	4. James	20
5. McCall	95	t-5. Hall	220	5. K. Thomas	55	5. Brennan	110	5. K. Thomas	23	5. K. Thomas	68	5. McCall	8
6. Henderson	89	t-5. Henderson	220	t-6. Hall	52	6. Henderson	72	6. Brennan	18	6. Brennan	50	6. Patterson	7
7. Patterson	81	7. K. Thomas	195	t-6. Henderson	52	7. K. Thomas	60	7. McCall	11	7. McCall	36	7. Combs	4
8. James	70	8. Patterson	174	8. James	42	8. James	57	t-8. Hall	1	8. Sinn	9	t-8. Fraser	3
9. K. Thomas	65	9. James	137	9. Patterson	14	9. Patterson	22	t-8. Hudson	1	9. Hudson	3	t-8. Henderson	3
10. Fraser	6	10. Fraser	14	10. Fraser	6	10. Fraser	14	t-8. Sinn	1	t-10. Hall	1	t-10. Hudson	0
t-11. Hudson	1	11. Sinn	9	11. N. Thomas	3	11. N. Thomas	4	t-11. Fraser	0	t-10. N. Thomas	1	t-10. Sinn	0
t-11. Sinn	1	12. N. Thomas	5	t-12. Hudson	0	12. Hudson	2	t-11. James	0	t-12. Fraser	0	t-10. K. Thomas	0
t-11. N. Thomas	1	13. Hudson	4	t-12. Sinn	0	13. Sinn	0	t-11. N. Thomas	0	t-12. James	0	t-10. N. Thomas	0

IUPUI RETURNER/TRANSFER CAREER-HIGHS

#0 DARELL COMBS - CAREER HIGHS

Points:	32	vs. South Dakota (2/25/16)
Rebounds:	7	at Marquette (11/16/15)
Assists:	8	vs. Fort Wayne (2/27/16)
FG:	11	twice
FGA:	20	vs. South Dakota (2/25/16)
3FG:	6	three times
3FGA:	11	vs. South Dakota (2/25/16)
FT:	9	twice
FTA:	14	at Indiana St. (11/13/15)
Blocks:	2	vs. Marian (12/28/16)
Steals:	4	at Georgia State (11/27/15)
Minutes:	39	twice

#11 JOSH JAMES - CAREER HIGHS

Points:	17	vs. Judson (1/2/14)
Rebounds:	10	vs. Omaha (2/28/15)
Assists:	2	at Oral Roberts (1/7/15)
FG:	7	vs. Judson (1/2/14)
FGA:	8	vs. Judson (1/2/14)
3FG:	---	
3FGA:	---	
FT:	3	twice
FTA:	4	twice
Blocks:	2	five times
Steals:	3	vs. South Dakota (1/24/15)
Minutes:	30	vs. Omaha (2/28/15)

#22 D.J. MCCALL - CAREER HIGHS

Points:	21	at Oral Roberts (1/14/17)
Rebounds:	13	at Ball State (12/3/16)
Assists:	7	vs. Marian (12/28/16)
FG:	8	at Oral Roberts (1/14/17)
FGA:	12	at Oral Roberts (1/14/17)
3FG:	3	at Oral Roberts (1/14/17)
3FGA:	5	at Oral Roberts (1/14/17)
FT:	7	at N.C. Central (12/29/14)
FTA:	10	at N.C. Central (12/29/14)
Blocks:	1	eight times
Steals:	3	vs. Eastern Kentucky (12/13/14)
Minutes:	38	at North Dakota State (2/19/15)

#45 AARON BRENNAN - CAREER HIGHS

Points:	14	twice
Rebounds:	7	at Denver (2/4/16)
Assists:	4	twice
FG:	7	vs. Ball State (11/22/14)
FGA:	11	twice
3FG:	3	vs. Marian (12/28/16)
3FGA:	4	twice
FT:	6	vs. Omaha (2/28/15)
FTA:	7	vs. Omaha (2/28/15)
Blocks:	3	at South Dakota (1/1/16)
Steals:	3	three times
Minutes:	34	vs. Omaha (2/28/15)

#1 T.J. HENDERSON - CAREER HIGHS

Points:	16	vs. Omaha (2/17/16)
Rebounds:	7	vs. North Dakota State (3/6/16)
Assists:	6	at SIUE (11/26/16)
FG:	6	vs. Omaha (2/17/16)
FGA:	10	at Butler (12/28/15)
3FG:	3	three times
3FGA:	6	three times
FT:	5	vs. Western Illinois (12/31/16)
FTA:	5	twice
Blocks:	1	three times
Steals:	4	twice
Minutes:	30	vs. South Alabama (11/24/15)

#15 MATT O'LEARY - CAREER HIGHS

Points:	25	at Illinois (12/6/16)
Rebounds:	12	vs. North Dakota State (3/6/16)
Assists:	9	vs. Fort Wayne (2/27/16)
FG:	9	three times
FGA:	15	at Illinois (12/6/16)
3FG:	4	five times
3FGA:	9	twice
FT:	7	at Illinois (12/6/16)
FTA:	8	at Illinois (12/6/16)
Blocks:	3	vs. Marian (12/28/16)
Steals:	5	vs. Fort Wayne (2/27/16)
Minutes:	36	three times

#24 EVAN HALL - CAREER HIGHS

Points:	21	vs. Omaha (1/11/17)
Rebounds:	11	twice
Assists:	4	vs. Urbana (12/12/16)
FG:	9	vs. Omaha (1/11/17)
FGA:	12	at Northwestern (12/20/16)
3FG:	1	at Indiana St. (11/13/15)
3FGA:	1	at Indiana St. (11/13/15)
FT:	8	vs. Urbana (12/12/16)
FTA:	9	twice
Blocks:	3	three times
Steals:	2	four times
Minutes:	33	vs. South Dakota State (1/18/17)

#5 KELLON THOMAS - CAREER HIGHS

Points:	22	twice
Rebounds:	5	six times
Assists:	6	three times
FG:	8	at NJIT (12/7/15)
FGA:	15	twice
3FG:	6	at NJIT (12/7/15)
3FGA:	11	at Miami (Ohio) (2/27/16)
FT:	11	at Ball State (1/19/16)
FTA:	13	vs. Ohio (1/16/16)
Blocks:	1	three times
Steals:	3	twice
Minutes:	36	vs. Omaha (1/11/17)

#20 GRANT SINN - CAREER HIGHS

Points:	3	vs. Urbana (12/12/16)
Rebounds:	1	twice
Assists:	-	---
FG:	1	vs. Urbana (12/12/16)
FGA:	2	twice
3FG:	1	vs. Urbana (12/12/16)
3FGA:	2	twice
FT:	-	---
FTA:	-	---
Blocks:	-	---
Steals:	-	---
Minutes:	4	vs. Urbana (12/12/16)

#25 RON PATTERSON - CAREER HIGHS

Points:	19	vs. South Dakota State (1/18/17)
Rebounds:	6	vs. Urbana (12/12/16)
Assists:	6	at Southern Utah (12/17/16)
FG:	7	vs. South Dakota State (1/18/17)
FGA:	15	at Marquette (11/22/16)
3FG:	5	twice
3FGA:	9	twice
FT:	3	at North Dakota State (1/5/17)
FTA:	6	at Virginia Tech (1/3/15)
Blocks:	2	three times
Steals:	4	at Marquette (11/22/16)
Minutes:	31	three times

FIRST-YEAR PLAYER SEASON/CAREER-HIGHS

	#2 ANTHONY JONES	#12 CHAD HUDSON	#32 ELY JAH GOSS	#33 GIOVANNI FRASER	#35 NOAH THOMAS	#40 EVAN BORGMAN
Points:	---	3 vs. Urbana	---	5 vs. Marian	2 - twice	---
Rebounds:	---	1 - three times	---	4 at S. Utah	3 vs. Urbana	---
Assists:	---	1 - twice	---	---	---	---
FG:	---	1 vs. Urbana	---	2 - twice	1 at S. Utah	---
FGA:	---	2 vs. Urbana	---	4 at Marquette	2 - twice	---
3FG:	---	1 vs. Urbana	---	---	---	---
3FGA:	---	2 vs. Urbana	---	---	1 at S. Utah	---
FT:	---	---	---	2 at S. Utah	2 vs. Urbana	---
FTA:	---	2 vs. Howard	---	6 at S. Utah	2 - twice	---
Blocks:	---	---	---	1 - three times	---	---
Steals:	---	1 vs. Howard	---	---	---	---
Minutes:	---	5 vs. Urbana	---	13 vs. Urbana	5 vs. Urbana	---

LAST FOUR BOX SCORES

GAME #20 • IUPUI 85, SOUTH DAKOTA STATE 83 (OT) (INDIANA FARMERS COLISEUM)

South Dakota State 83 • 8-13, 1-5 Summit

##	Player	Total		3-Ptr		Rebounds			PF	TP	A TO Blk Stl					Min
		FG-FGA	FG-FGA	FT-FTA	Off Def Tot	PF	TP	A TO Blk Stl								
24	Mike Daum	f	4-11	0-0	1-1	3	6	9	3	9	3	2	0	0	32	
35	A.J. Hess	f	5-12	2-8	2-2	2	2	4	1	14	0	1	3	0	41	
20	Andre Wallace	g	2-3	0-1	0-3	0	2	2	0	4	1	0	0	2	14	
23	Reed Tellinghuisen	g	3-6	2-4	0-0	1	3	4	1	8	2	2	1	0	36	
5	Michael Orris	g	8-11	0-0	4-5	0	0	0	4	20	1	5	0	0	34	
02	Tevin King		3-4	0-1	1-2	1	3	4	0	7	1	0	0	0	15	
03	Chris Howell		3-6	0-0	2-5	1	5	6	4	8	1	4	0	1	26	
25	Lane Severyn		0-1	0-1	2-2	0	1	1	1	2	2	0	0	0	6	
45	Ian Theisen		4-4	0-0	3-3	1	3	4	2	11	1	2	1	1	21	
	Team					1	1	2								
	Totals		32-58	4-15	15-23	10	26	36	16	83	12	16	5	4	225	

FG % 1st Half: 17-27 63.0% 2nd half: 13-23 56.5% OT: 2-8 25.0% Game: 32-58 55.2% Deadball Rebounds 4
 3FG % 1st Half: 1-6 16.7% 2nd half: 3-7 42.9% OT: 0-2 0.0% Game: 4-15 26.7%
 FT % 1st Half: 8-9 88.9% 2nd half: 6-13 46.2% OT: 1-1 100.0% Game: 15-23 65.2%

IUPUI 85 • 9-11, 3-3 Summit

##	Player	Total		3-Ptr		Rebounds			PF	TP	A TO Blk Stl					Min
		FG-FGA	FG-FGA	FT-FTA	Off Def Tot	PF	TP	A TO Blk Stl								
15	O'LEARY, Matt	f	4-10	2-4	0-2	1	6	7	2	10	4	4	1	1	34	
24	HALL, Evan	f	3-5	0-0	1-2	2	3	5	4	7	0	0	2	2	33	
00	COMBS, Darell	g	6-15	2-8	4-5	0	2	2	2	18	0	0	0	1	36	
05	THOMAS, Kellon	g	5-10	1-4	0-0	0	0	0	4	11	4	0	0	2	28	
22	McCALL, D.J.	g	4-8	1-2	0-0	0	4	4	2	9	0	0	1	1	29	
01	HENDERSON, T.J.		1-3	0-0	2-2	1	1	2	0	4	3	1	0	3	17	
11	JAMES, Josh		0-1	0-0	0-0	1	1	2	1	0	0	0	1	0	8	
25	PATTERSON, Ron		7-12	4-9	1-3	2	2	4	2	19	2	2	0	1	31	
45	BRENNAN, Aaron		3-5	1-1	0-0	1	0	1	3	7	0	0	0	0	9	
	Team					5	1	6			1					
	Totals		33-69	11-28	8-14	13	20	33	20	85	13	8	5	11	225	

FG % 1st Half: 17-33 51.5% 2nd half: 13-30 43.3% OT: 3-6 50.0% Game: 33-69 47.8% Deadball Rebounds 3
 3FG % 1st Half: 8-14 57.1% 2nd half: 2-11 18.2% OT: 1-3 33.3% Game: 11-28 39.3%
 FT % 1st Half: 3-3 100.0 2nd half: 5-11 45.5% OT: 0-0 0.0% Game: 8-14 57.1%

Officials: Lamont Simpson (R), Kelly Pfeifer, Bryan Anslinger
 Technical fouls: South Dakota State-None. IUPUI-None.
 Attendance: 981

Score by periods	1st	2nd	OT	Total
South Dakota State	43	35	5	83
IUPUI	45	33	7	85

	Points	In Paint	Off T/O	2nd Chance	Fast Break	Bench
SDSU	52	13	12	6	28	
IUPUI	38	22	3	9	30	

Last FG - SDSU OT-02:38, IUPUI OT-00:02.
 Largest lead - SDSU by 6 1st-15:40, IUPUI by 9 1st-09:08.
 SDSU led for 08:03. IUPUI led for 27:40. Game was tied for 09:17.

Score tied - 13 times.
 Lead changed - 11 times.

GAME #22 • FORT WAYNE 103, IUPUI 73 (FORT WAYNE, IND.)

IUPUI 73 • 9-13, 3-5 SL

##	Player	Total		3-Ptr		Rebounds			PF	TP	A TO Blk Stl					Min
		FG-FGA	FG-FGA	FT-FTA	Off Def Tot	PF	TP	A TO Blk Stl								
00	COMBS, Darell	*	3-9	0-1	1-2	1	5	6	3	7	5	5	0	1	32	
05	THOMAS, Kellon	*	3-8	0-3	3-3	1	2	3	0	9	4	2	0	1	26	
15	O'LEARY, Matt	*	3-9	2-4	1-2	2	2	4	2	9	0	3	0	0	22	
22	McCALL, D.J.	*	1-3	0-0	0-0	1	3	4	2	2	1	1	1	1	28	
24	HALL, Evan	*	5-8	0-0	1-6	0	0	0	3	11	0	1	0	0	15	
01	HENDERSON, T.J.		3-5	2-4	3-5	0	1	1	0	11	3	4	0	1	21	
11	JAMES, Josh		0-2	0-0	0-0	0	1	1	1	0	0	0	0	0	9	
12	HUDSON, Chad		0-0	0-0	0-0	0	0	0	0	0	0	0	0	0	1	
25	PATTERSON, Ron		4-7	3-5	0-0	0	2	2	3	11	0	1	1	1	19	
33	FRASER, Giovanni		0-0	0-0	2-2	0	0	0	0	2	0	1	0	0	4	
35	THOMAS, Noah		0-0	0-0	0-0	0	0	0	0	0	0	0	0	0	1	
45	BRENNAN, Aaron		4-8	1-3	2-2	1	3	4	0	11	1	2	0	0	22	
	Team					1	2	3								
	Totals		26-59	8-20	13-22	7	21	28	14	73	14	20	2	5	200	

FG % 1st Half: 12-29 41.4% 2nd half: 14-30 46.7% Game: 26-59 44.1% Deadball Rebounds 5,1
 3FG % 1st Half: 2-7 28.6% 2nd half: 6-13 46.2% Game: 8-20 40.0%
 FT % 1st Half: 6-12 50.0% 2nd half: 7-10 70.0% Game: 13-22 59.1%

Fort Wayne 103 • 15-7, 4-4 SL

##	Player	Total		3-Ptr		Rebounds			PF	TP	A TO Blk Stl					Min
		FG-FGA	FG-FGA	FT-FTA	Off Def Tot	PF	TP	A TO Blk Stl								
00	Mo Evans	*	5-8	3-5	0-0	0	1	1	3	13	7	2	0	0	19	
01	Bryson Scott	*	4-10	1-5	2-2	0	0	3	2	11	1	4	0	3	23	
32	Kason Harrell	*	6-7	3-4	1-1	1	1	2	3	16	3	1	2	2	31	
45	Brent Calhoun	*	4-6	0-0	1-1	1	3	4	2	9	1	3	2	0	17	
55	John Konchar	*	6-9	1-2	6-7	2	11	13	2	19	8	3	1	5	34	
02	Deangelo Stewart		2-8	2-6	0-0	1	2	3	2	6	0	0	0	2	21	
03	Jordon King		5-9	1-5	4-4	1	3	4	3	15	1	1	0	1	17	
05	Charles Ruise Jr.		0-0	0-0	0-0	0	0	0	1	0	0	0	0	0	3	
10	Jax Levitch		1-1	1-1	0-0	1	2	3	0	3	1	0	1	0	10	
21	Trevor Osborn		0-1	0-1	0-0	0	0	0	0	0	0	0	0	0	1	
22	Xavier Taylor		3-5	0-0	0-0	0	1	1	3	6	0	2	0	0	11	
34	Racine Talla		2-2	1-1	0-0	0	2	2	2	5	0	0	1	0	13	
	Team					0	1	1								
	Totals		38-66	13-30	14-16	7	30	37	23	103	22	16	7	13	200	

FG % 1st Half: 16-30 53.3% 2nd half: 22-36 61.1% Game: 38-66 57.6% Deadball Rebounds 1
 3FG % 1st Half: 6-17 35.3% 2nd half: 7-13 53.8% Game: 13-30 43.3%
 FT % 1st Half: 10-12 83.3% 2nd half: 4-4 100.0% Game: 14-16 87.5%

Officials: Bill Ek, Frank Spencer, Jabir Walker
 Technical fouls: IUPUI-None. Fort Wayne-None.
 Attendance: 1357

Score by periods	1st	2nd	Total
IUPUI	32	41	73
Fort Wayne	48	55	103

	Points	In Paint	Off T/O	2nd Chance	Fast Break	Bench
IUPUI	34	11	11	6	8	35
FW	48	26	9	15	35	

Last FG - IUPUI 2nd-01:27, FW 2nd-01:11.
 Largest lead - IUPUI by 4 1st-18:36, FW by 31 2nd-01:49.
 IUPUI led for 01:38. FW led for 37:45. Game was tied for 00:37.

Score tied - 0 times.
 Lead changed - 1 time.

GAME #21 • DENVER 78, IUPUI 74 (INDIANA FARMERS COLISEUM)

Denver 78 • 12-8, 4-3 Summit

##	Player	Total		3-Ptr		Rebounds			PF	TP	A TO Blk Stl					Min
		FG-FGA	FG-FGA	FT-FTA	Off Def Tot	PF	TP	A TO Blk Stl								
13	C.J. Bobbitt	f	6-12	1-3	0-0	2	5	7	4	13	2	2	1	0	33	
44	Daniel Amigo	c	8-12	1-2	1-2	3	3	6	5	18	4	1	0	0	23	
02	Joe Rosga	g	6-11	3-6	4-5	2	1	3	1	19	4	3	0	2	38	
05	Jake Pemberton	g	4-9	2-7	2-2	0	3	3	1	12	3	3	0	0	37	
15	Thomas Neff	g	1-2	0-1	2-2	0	5	5	2	4	1	0	2	0	27	
03	Bradley George		1-2	1-1	0-1	0	0	0	1	3	1	3	0	0	16	
11	Jake Krafka		2-3	1-1	0-0	0	4	4	1	5	1	1	0	0	8	
14	Duke Douglas		0-1	0-1	0-0	0	0	0	0	0	0	0	0	0	3	
24	Christian Mackey		2-4	0-0	0-0	1	3	4	2	4	0	1	0	0	13	
32	Abiola Akintola		0-0	0-0	0-0	0	1	1	1	0	0	0	0	1	2	
	Team					3	2	5								
	Totals		30-56	9-22	9-12	11	27	38	18	78	16	14	3	3	200	

FG % 1st Half: 16-32 50.0% 2nd half: 14-24 58.3% Game: 30-56 53.6% Deadball Rebounds 0
 3FG % 1st Half: 6-16 37.5% 2nd half: 3-6 50.0% Game: 9-22 40.9%
 FT % 1st Half: 0-0 0.0% 2nd half: 9-12 75.0% Game: 9-12 75.0%

IUPUI 74 • 9-12, 3-4 Summit

#	Player		Total		3-Ptr		Rebounds			PF	TP	A TO Blk Stl				Min
			FG-FGA	FG-FGA	FT-FTA	Off	Def	Tot								
15	O'LEARY, Matt	f	3-4	1-1	2-2	0	9	9	1	9	0	1	1	0	33	
24	HALL, Evan	f	3-4	0-0	0-4	2	0	2	3	6	0	3	2	0	22	
00	COMBS, Darell	g	2-13	1-7	4-4	1	0	1	1	9	2	2	0	0	28	
22	THOMAS, Kellon	g	3-8	1-3	4-4	0	1	1	1	11	0	0	0	1	30	
02	McCALL, D.J.	g	3-5	0-0	0-1	3	1	4	2	6	0	0	0	0	20	
01	HENDERSON, T.J.		3-5	2-3	0-0	0	1	1	1	8	2	0	0	1	17	
11	JAMES, Josh		0-0	0-0	0-0	0	0	0	0	0	0	0	0	0	6	
25	PATTERSON, Ron		4-7	3-6	2-2	0	5	5	2	13	4	1	0	1	25	
45	BRENNAN, Aaron		5-11	1-3	1-2	1	1	2	1	12	0	1	0	1	19	
Team						1	0	1								
Totals				26-57	9-23	13-19	8	18	26	12	74	8	8	3	4	200
FG % 1st Half: 15-26			57.7%	2nd half: 11-31	35.5%	Game: 26-57			45.6%	Deadball Rebounds 2						
3FG % 1st Half: 5-10			50.0%	2nd half: 4-13	30.8%	Game: 9-23			39.1%							
FT % 1st Half: 8-9			88.9%	2nd half: 5-10	50.0%	Game: 13-19			68.4%							